

## Durham Research Online

---

**Deposited in DRO:**

11 May 2015

**Version of attached file:**

Accepted Version

**Peer-review status of attached file:**

Peer-reviewed

**Citation for published item:**

Wiedemann, D. and Burt, D.M. and Hill, R.A. and Barton, R.A. (2015) 'Red clothing increases perceived dominance, aggression and anger.', *Biology letters.*, 11 (5). p. 20150166.

**Further information on publisher's website:**

<https://doi.org/10.1098/rsbl.2015.0166>

**Publisher's copyright statement:****Additional information:**

---

**Use policy**

---

The full-text may be used and/or reproduced, and given to third parties in any format or medium, without prior permission or charge, for personal research or study, educational, or not-for-profit purposes provided that:

- a full bibliographic reference is made to the original source
- a [link](#) is made to the metadata record in DRO
- the full-text is not changed in any way

The full-text must not be sold in any format or medium without the formal permission of the copyright holders.

Please consult the [full DRO policy](#) for further details.

---

Diana Wiedemann<sup>1</sup>, D. Michael Burt<sup>2</sup>, Russell A. Hill<sup>1</sup>, and Robert A. Barton<sup>1</sup>

<sup>1</sup>Department of Anthropology, Durham University, UK

<sup>2</sup>Department of Psychology, Durham University, UK

**Red clothing increases perceived dominance, aggression and anger**

Keywords: red, dominance, aggression

Author for correspondence: Diana Wiedemann, e-mail: [Diana.Wiedemann@durham.ac.uk](mailto:Diana.Wiedemann@durham.ac.uk)

ABSTRACT - The presence and intensity of red colouration correlates with male dominance and testosterone in a variety of animal species, and even artificial red stimuli can influence dominance interactions. In humans, red stimuli are perceived as more threatening and dominant than other colours, and wearing red increases the probability of winning sporting contests. We investigated whether red clothing biases the perception of aggression and dominance outside of competitive settings, and whether red influences decoding of emotional expressions. Participants rated digitally manipulated photos of men for aggression and dominance and categorized the emotional state of these stimuli. Men were rated as more aggressive and more dominant when presented in red than when presented in either blue or grey. The effect on perceived aggression was found for male and female raters, but only male raters were sensitive to red as a signal of dominance. In a categorization test, images were significantly more often categorized as “angry” when presented in the red condition, demonstrating that colour stimuli affect perceptions of emotions. This suggests that the colour red may be a cue used to predict propensity for dominance and aggression in human males.

## INTRODUCTION

Red colouration is a sexually selected trait associated with dominance in many animal species (e.g., [1,2]) and appears to have similar associations in humans [3]. Skin redness in humans has been found to correlate with testosterone and fluctuates with emotional state; increasing with anger and decreasing with fear [4,5]. Red therefore appears to carry specific biological signals in both humans and other animals. Artificial stimuli may exploit these evolved responses to natural red signals. In birds, red leg bands enhance access to resources in male zebra finches [6], while rhesus macaques avoid red-wearing human experimenters [7]. In humans, several studies have shown that colour stimuli have similar effects on social perception [8,9] and behaviour such as the outcome of physical and virtual contests (see [10] for review). Being associated with or wearing red is also linked to higher heart rate, a greater pre-performance strength, and higher testosterone levels [11,12]. These effects may be explained by psychological associations of red colouration with dominance and aggression which boost red-wearers confidence and/or intimidate their opponents [13], although the effect may be restricted to males [14].

Targets presented in red are perceived as more aggressive, dominant, brave and also more likely to win a competition [15-17]. However, these experiments primed competitiveness or aggression in subjects by placing them in a competitive situation. To our knowledge, no study has yet investigated the effects of colour on social perceptions of dominance and aggressiveness in neutral settings. It is also unknown whether clothing colour influences attributions of emotional state: if colour is a cue to relative dominance in aggressive situations, red stimuli might be more likely to be categorised as angry. The present study explores how digitally manipulated T-shirt colour influences rapid social judgements of character traits in strangers. We predicted that people presented in a red shirt would be rated as being more aggressive and more dominant and also perceived more often as "angry" than when presented wearing blue or grey.

## METHODS

Stimuli were selected from two sources, 14 images of males were taken from a previously published set [18] and six additional images were selected from the internet according to the criteria in that study. Clothing colour was first desaturated and luminance adjusted to mid grey (producing the grey stimulus) using *Micrografx Picture Publisher 10*; the hue and saturation were then adjusted to produce the red and blue coloured stimuli (see Supplementary Material). Previous studies have not considered achromatic stimuli, and the current study design thus allows a more robust assessment of how colour influences social perceptions.

Stimuli were presented under constant lighting conditions on a colour-calibrated computer screen. In a series of 60 randomly ordered trials,  $N = 100$  participants (50 females, 50 males) were presented with the images of 20 males wearing either a red, blue or grey shirt and two 7 point scales: aggression (ranging from 1, extremely aggressive to 7, extremely friendly) and dominance (1, extremely submissive to 7, extremely dominant)<sup>1</sup>; and a selection of emotional states (angry, happy, frightened, or neutral). To facilitate data analysis, variables were coded so that high numbers represented high trait values (e.g., on the aggression scale, 7 = extremely aggressive, 1 = extremely friendly). Data were analyzed using repeated-measures ANOVA with colour as a within-subjects variable. Greenhouse-Geisser correction was applied when sphericity could not be assumed (Mauchly's test for sphericity,  $p < .05$ ).

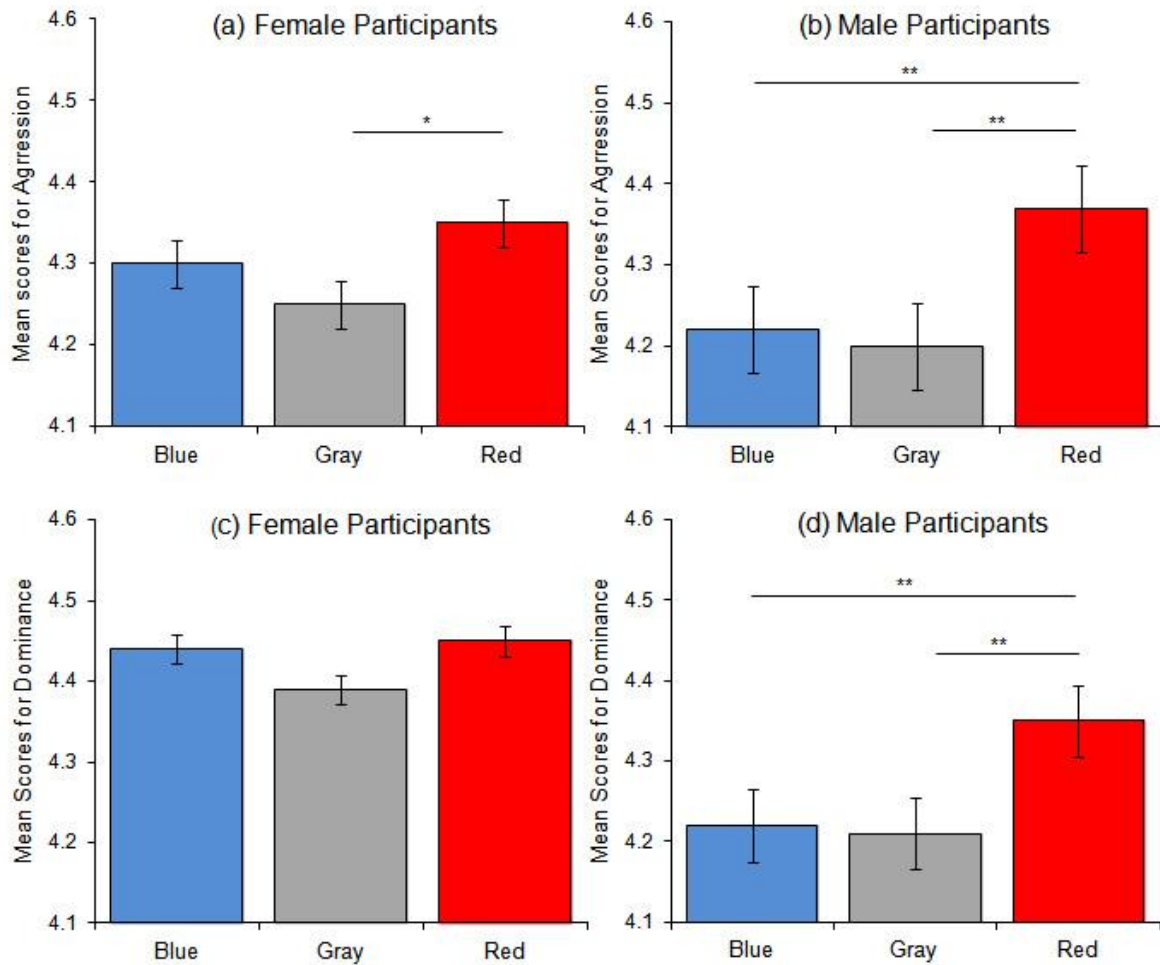
---

<sup>1</sup> We also asked participants to rate stimuli for perceived "trustworthiness" and "confidence". Figure S3 in the Supplemental Material available online presents findings for these two variables.

Whilst previous research on colour perception and its effects in competitive situations has shown that an effect of red colour is more likely to occur amongst men [14], we also investigated whether the rater's sex influenced perceptions in our non-competitive task.

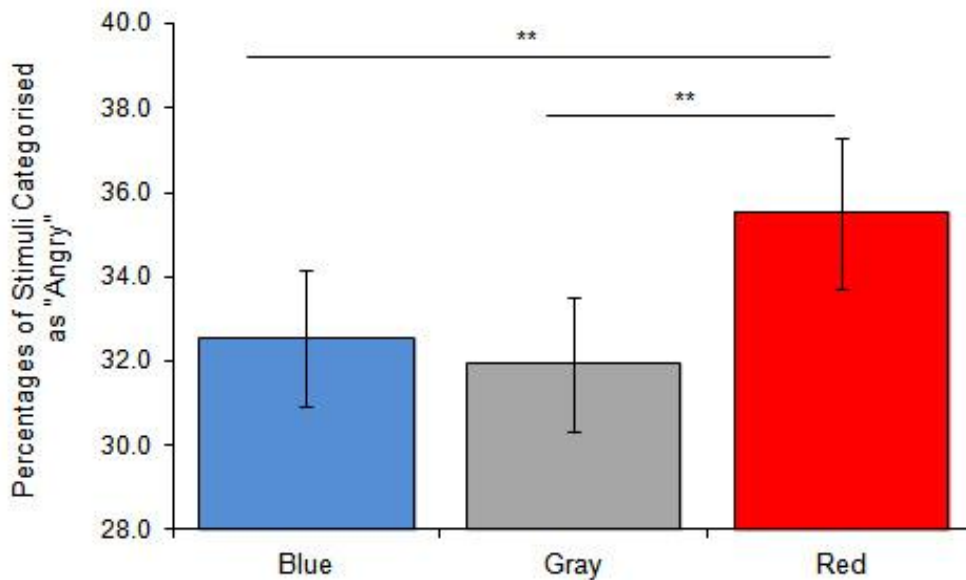
## RESULTS

The analysis revealed a main effect of colour for aggression,  $F(1.747, 172.934) = 12.101, p < .001, \eta_p^2 = .109$ , and dominance,  $F(2, 98) = 5.821, p = .004, \eta_p^2 = .106$ . Bonferroni pairwise comparisons showed that raters judged targets wearing red as more aggressive than when wearing blue ( $p = .005$ ) and grey ( $p < .001$ ), and also more dominant in red than grey ( $p = .003$ ). There was a trend for participants to rate red targets as more dominant than blue targets ( $p = .063$ ). In contrast, there were no significant differences between blue and grey targets on ratings of aggression ( $p = .519$ ) or dominance ( $p = .704$ ). Female participants rated red-wearing targets to be more aggressive than grey-wearing targets ( $p = .025$ ), while male participants judged red-wearing targets to be more aggressive than targets wearing blue ( $p = .007$ ) or grey ( $p = .003$ , figure 1). For ratings of dominance, colour did not influence female raters' perception,  $F(2, 48) = 1.425, p = 0.251, \eta_p^2 = .056$ , but males' ratings were significantly influenced by colour,  $F(2, 48) = 6.939, p = .002, \eta_p^2 = .224$ , with targets wearing red being rated more dominant than targets wearing blue ( $p = .010$ ) and grey ( $p = .002$ ). Ratings for targets wearing blue did not differ from those wearing grey ( $p > .999$ ).



**Fig. 1** Mean scores of women [(a)+(c)] and men [(b)+(d)] rating targets wearing three different colours for aggression [(a)+(b)] and dominance [(c)+(d)]; \* $p \leq .05$ , \*\* $p \leq .01$ . Error bars indicate 95% CIs (online version in colour).

Colour had a significant effect on how often a stimulus was categorized as “angry” (Friedman’s test  $\chi^2 = 13.861$ ,  $df = 2$ ,  $p = .001$ ; figure 2) but not “happy”, “neutral”, or “frightened” (all  $p$ 's  $> 0.25$ ). Wilcoxon signed rank tests for pairwise comparisons showed that a target presented in a red shirt was more often categorized as “angry” than when presented in blue ( $Z = -2.685$ ,  $p = .007$ ) or grey ( $Z = -2.896$ ,  $p = .004$ ), but there was no difference between blue and grey ( $p = .203$ ). Colour significantly affected the perceptions of anger in the stimuli both amongst female ( $\chi^2 = 12.471$ ,  $df = 2$ ,  $p = .002$ ) and male raters ( $\chi^2 = 10.812$ ,  $df = 2$ ,  $p = .004$ ).



**Fig. 2** Percentage of stimuli categorized by each subject as "angry" for three colour conditions, \*\* $p < .01$ . Error bars indicate 95% CIs (online version in colour).

## DISCUSSION

We found that clothing colour biases the perception of aggression, dominance and anger in strangers, outside of competitive or achievements contexts. Men wearing red were rated as more aggressive and more dominant and were more often categorized as "angry" than targets wearing grey or blue. Clothing colour did not influence female participants' perception of male dominance but did influence male participants' perceptions. Whether or not this sex difference reflects different biases in social perceptions requires further investigation. For example, the colour red distorts time perception in men but not in women [19], and wearing red enhanced the probability of winning combat sport bouts in male, but not female, athletes [13,14].



Participants categorized targets significantly more often as “angry” when presented in the red condition. This indicates that colour influences the categorical judgment of emotional expression and, specifically, that red hue is associated with a bias towards angry judgments. Fetterman *et. al.* [20] showed that priming anger concepts (versus sadness) led participants to be more likely to perceive the colour red. Taken together, these findings suggest a clear association between the colour red and perceptions of anger possibly related to the role of facial reddening as a natural signal of anger [21].

While red images resulted in higher ratings for aggression and dominance, ratings for blue and grey images did not differ significantly. Hence, it seems to be specifically red that influences judgements of aggression and dominance. However, black has also been found to influence perception of aggression in athletes [22], and across cultures both black and red have been found to influence scoring of combat sport bouts [23]. In these studies, luminance and chroma were confounded, and it is known that these different dimensions have independent effects on social perceptions [16], and that skin darkness is sexually dimorphic and positively associated with testosterone [24]. Further work is needed to test for and separate out effects of hue and luminance, and to determine whether there is an 'optimal red' related to biological signalling of traits such as aggressiveness and dominance.

An important area for further enquiry is the cross-cultural consistency versus variability in biasing effects of colour. Culture may reflect, reinforce or modify innate biases, or it might be responsible for establishing biases in the first place through arbitrary or coincidental associations. The latter would predict considerable variability in biases. Indeed, cultural variation in colour-emotion associations exist [25]. However, there is also considerable cross-cultural consistency in associations between red and physical dominance [23], anger [25] and danger [26]. An attentional bias towards red versus other colours is present from early infancy, consistent with the idea that innate predispositions may play a role in establishing

colour associations [27]. The ontogeny of colour biases in social perceptions would be an interesting area for further study.

**Ethics Statement.** This experimental protocol was approved by the Department of Anthropology Research Ethics sub-committee at Durham University (Wiedemann, March 2010). We obtained written consent from participants.

**Data accessibility.** An excel file is included as Electronic Supplementary Material (ESM).

**Author Contributions.** D.W., D.M.B., R.A.H. and R.A.B. designed the study; D.M.B. developed the stimuli; D.W. ran the study and performed data analysis and interpretation with R.A.H. and R.A.B. D.W, D.M.B, R.A.H and R.A.B wrote the manuscript; all authors approved the final version.

**Conflict of interests.** The authors declare no competing interests.

## REFERENCES

1. Setchell JM, Dixson AF. (2001). Changes in the secondary sexual adornments of male mandrills (*Mandrillus sphinx*) are associated with gain and loss of alpha status. *Horm. Behav.*, *39*, 177–84.
2. Milinski M, Bakker TCM. (1990). Female sticklebacks use male colouration in mate choice and hence avoid parasitized males. *Nature*, *344*, 330–333.
3. Changizi MA, Brucksch M, Kotecha R, McDonald K, Rio K. (2014). Ecological warnings. *Safety Sci.*, *61*, 36–42. (doi:10.1016/j.ssci.2013.07.012)
4. Montoya P, Campos JJ, Schrandy R. (2005). See red? Turn pale? Unveiling emotions through cardiovascular and hemodynamic changes. *Span. J. Psychol.* *8*, 79–85
5. Ferrucci L, Maggio M, Bandinelli S, Basaria S, Lauretani F, Ble A, Valenti G, Ershler WB, Guralnik JM, Longo DL. (2006). Low testosterone levels and the risk of anemia in older men and women. *Arch. Intern. Med.*, *166*, 1380–1390. (doi:10.1001/archinte.166.13.1380)
6. Cuthill IC, Hunt S, Cleary C, Clark C. (1997). Colour bands, dominance, and body mass regulation in male zebra finches (*Taeniopygia guttata*). *Proc. R. Soc. B*, *264*, 1093–1099.
7. Khan SA, Levine WJ, Dobson SD, Kralik JD. (2011). Red Signals Dominance in Male Rhesus Macaques. *Psychol. Sci.*, *22*, 1001–1003. (doi:10.1177/0956797611415543)
8. Elliot AJ, Niesta D. (2008). Romantic red: red enhances men's attraction to women. *J. Pers. Soc. Psychol.*, *95*, 1150–64. (doi:10.1037/0022-3514.95.5.1150)
9. Roberts S, Owen R, Havlíček J. (2010). Distinguishing between perceiver and wearer effects in clothing colour-associated attributions. *Evol. Psychol.*, *8*, 350–364.

10. Wiedemann D, Barton RA, Hill RA. (2012). Evolutionary perspectives on sport and competition. In SC Roberts (Ed.), *Applied evolutionary psychology* (pp. 290–307). Oxford, England: Oxford University Press.
11. Dreiskaemper D, Stauss B, Hagemann N, Buesch D. (2013). Influence of red jersey colour on physical parameters in combat sports. *J. Sport Exercise Psy.*, 35, 44–49.
12. Farrelly D, Slater R, Elliott H, Walden H, Wetherell M. (2013). Competitors who choose to be red have higher testosterone levels. *Psychol. Sci*, 24, 2122–2124. (doi:10.1177/0956797613482945)
13. Hill RA, Barton RA. (2005). Red enhances human performance in contests. *Nature*, 435, 293. (doi:10.1038/435293a)
14. Barton RA, Hill RA. (2005). Sporting contests: Seeing red? Putting sportswear in context (reply). *Nature*, 437, E10–E11
15. Gueguen N, Jacob C, Lourel M, Pascual A. (2012). When drivers see red: Car colour frustrators and drivers' aggressiveness. *Aggressive Behav.*, 38,166–169. (doi:10.1002/ab.21416)
16. Little AC, Hill RA. (2007). Attribution to red suggests special role in dominance signalling. *J. Evo. Psy.*, 5, 161–168.
17. Sorokowski P, Szmajke A. (2007). How does the “red win” effect work? The role of sportswear colour during sports competitions. *Pol. J. Appl. Psy.*, 5, 71–79.
18. Frigerio E, Burt DM, Montagne B, Murray LK, Perrett DI. (2002). Facial affect perception in alcoholics. *Psychiatry Res.*, 113, 161–171. (doi:10.1016/S0165-1781(02)00244-5)
19. Shibasaki M, Masataka K.(2014). The color red distorts time perception for men, but not for women. *Sci. Rep.*, 4, 5899.

20. Fetterman AK, Robinson MD, Gordon RD, Elliot AJ. (2011). Anger as seeing red: Perceptual sources of evidence. *Soc. Psychol. Person. Sci.*, 2, 311–316.  
(doi:10.1177/1948550610390051)
21. Osgood CE. 1960. The cross-cultural generality of visual-verbal synesthetic tendencies. *Behav. Sci.*, 5, 146–169.
22. Frank MG, Gilovich T (1988). The dark side of self- and social perception: Black uniforms and aggression in professional sports. *J. Pers. Soc. Psychol.*, 54, 74–85.
23. Sorokowski P, Szmajke A. (2014). “Red wins”, “black wins” and “blue loses” effects are in the eye of beholder, but they are culturally universal: A cross-cultural analysis of the influence of outfit colours on sports performance. *Pol. Psychol. Bull.*, 45, 318–325.
24. Frost P. (1988). Human skin color: a possible relationship between its sexual dimorphism and its social perception. *Perspect. Biol. Med.*, 32, 38–58.
25. Hupka RB, Zaleski Z, Otto J, Reidl L, Tarabrina NV (1997). The colours of anger, envy, fear, and jealousy: a cross-cultural study. *J. Cross-Cult. Psychol.*, 28, 156–171.
26. Calvin KL, Wang HHL. (2013). Colour-concept associations: a cross occupational and cross-cultural comparison. *Colour Res. Appl.*, 39, (doi:630–635. 10.1002/col.21832)
27. Franklin A, Pitchford N, Hart L, Davies IRL, Clausse S, Jennings S. (2008). Salience of primary and secondary colours in infancy. *Brit. J. Dev. Psychol.*, 26, 471–483. (doi: 10.1348/026151007X256672)

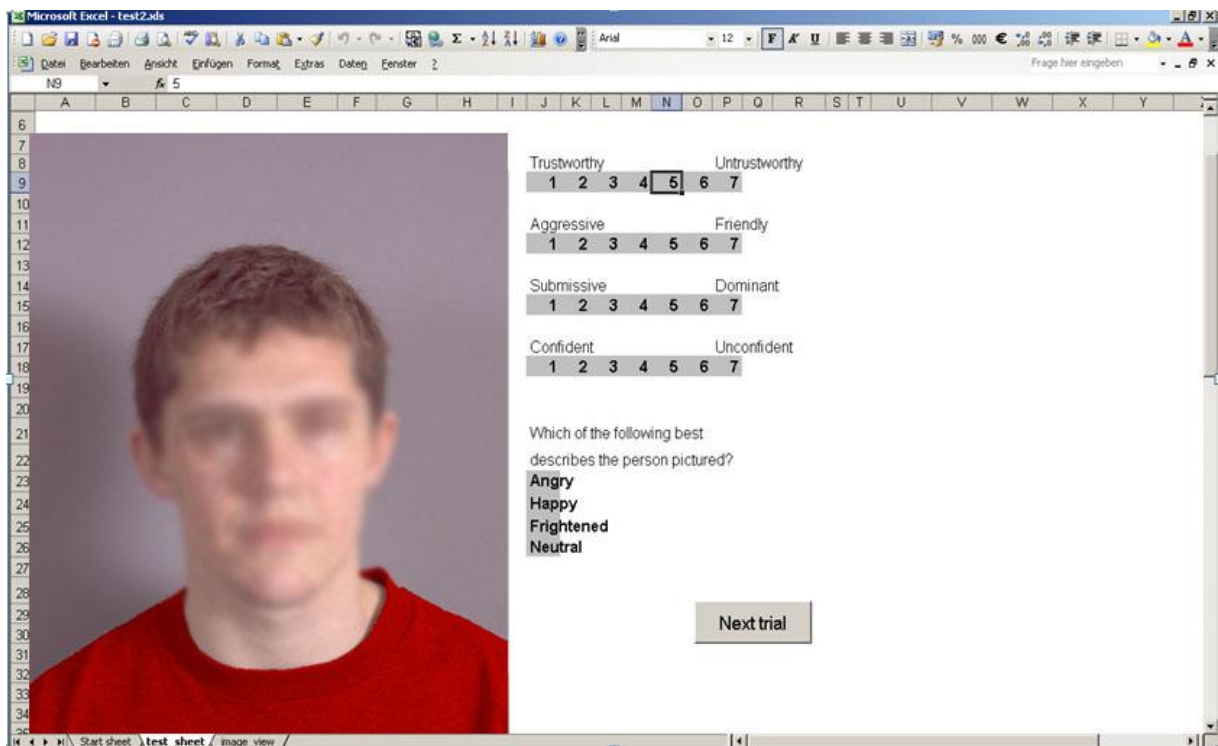
Supplementary Material for  
**Red clothing increases perceived dominance, aggression and anger**

Diana Wiedemann, D. Michael Burt, Russell A. Hill, and Robert A. Barton

**Supplementary methods – presentation of stimuli**

Each participant saw in random order the head and upper torso of a man wearing either blue, grey or red (see figure S1 for an example in which the target was presented in red and figure S2 for full colour sets of two stimuli). From the 20 stimuli, one half depicted an angry, the other half a neutral facial expression. Participants were asked to provide ratings of trustworthiness, aggression, dominance, and confidence, via mouse click, on a 7-point scale with each paired adjective being at either end of the scale. The paired adjectives which would accompany each individual stimulus were as follows:

- (1) “trustworthiness” (1 = extremely trustworthy, 7 = extremely untrustworthy)
- (2) “aggression” (1 = extremely aggressive, 7 = extremely friendly)
- (3) “dominance” (1 = extremely submissive, 7 = extremely dominant)
- (4) “confidence” (1 = extremely confident, 7 = extremely unconfident)



**Fig. S1** Screenshot of the original experimental setting<sup>1</sup>



**Fig. S2** Example set of two stimuli presented in blue, grey, and red<sup>2</sup>

### Supplementary analyses 1: relationships between social perception constructs

We calculated mean scores for dominance and aggression for each stimulus in each colour condition (3 sets of 20 ratings on each variable) and then computed bivariate correlations separately for each colour. The results can be found in Table T1. There are significant positive correlations between ratings of dominance and aggression. These two aspects of social perception therefore overlap.

	<b>r</b>	<b>Sig.</b>	<b>N</b>
<b>Blue</b>	.749**	< .001	20
<b>Grey</b>	.745**	< .001	20
<b>Red</b>	.725**	< .001	20
**Correlation is significant at the 0.01 level (2-tailed).			

**Tab. T1** Correlation analysis between scores of dominance and aggression.

<sup>2</sup> Consent has been obtained to publish the images in this Supplementary Material.

## **Supplementary analysis 2: Dominance scores for stimuli categorised as angry versus non-angry**

Results from a one-way ANOVA show that stimuli classified as angry ( $N = 2185$ ,  $\tilde{x} = 5.27$ ) were rated significantly more dominant than non-angry stimuli ( $N = 3815$ ,  $\tilde{x} = 3.82$ ), ( $F(1, 5998) = 1850.6$ ,  $p < .001$ ). This holds true even if the analysis is carried out for each colour separately (all  $F$ 's ( $1, 1998$ )  $> 555.78$ ,  $p$ 's  $< .001$ ). Thus, dominance and anger were associated, independently of colour effects.

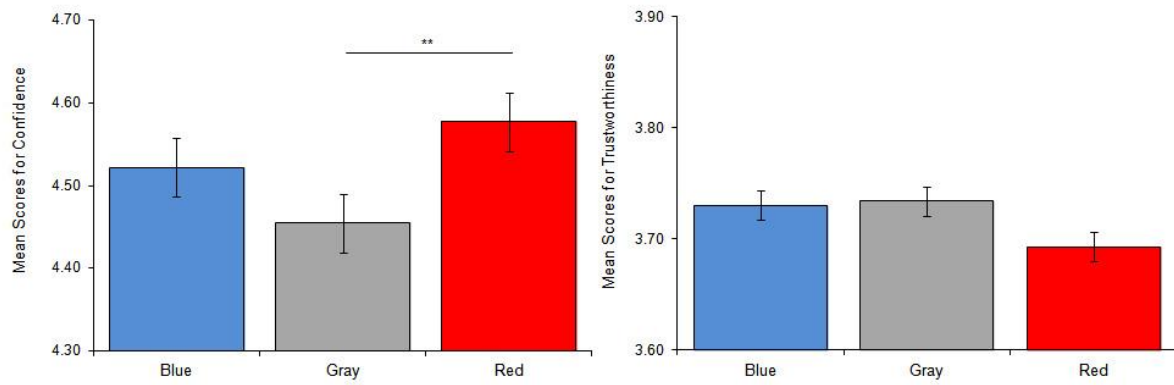
## **Supplementary analyses 3: additional variables**

We asked participants to rate stimuli for perceived confidence and trustworthiness, but restricted our main analysis to perceived aggression and dominance as they related directly to our primary research questions. While confidence is a variable quite similar to dominance, trustworthiness served as a control variable for us to investigate whether red colouration just randomly affects any sort of ratings or whether its impact is limited to traits of dominance/aggression.

Variables were coded so that high numbers represented high trait values (7 = extremely trustworthy/ confident, 1 = extremely untrustworthy/ unconfident). Mean scores awarded by each rater to the twenty images seen in blue, gray, and red were approximately normally distributed (skewness values ranging from  $-.213$  to  $.096$ ) allowing for parametric statistics.

The analysis revealed a main effect of colour for confidence,  $F(2, 98) = 6.924$ ,  $p = .002$ ,  $\eta_p^2 = .124$  (Fig. S3). Pairwise comparisons showed that raters judged targets wearing red as more confident than when wearing gray ( $p = .001$ ) but not when wearing blue ( $p = .208$ ). Results between blue and gray-wearing targets revealed no significant difference for ratings of confidence ( $p = .077$ ), consistent with the results in our paper. For the variable trustworthiness, which is unrelated to dominance, there was no main effect of colour  $F(2, 98) = 1.095$ ,  $p = .339$ ,  $\eta_p^2 = .022$ . Bonferroni pairwise comparison confirmed that red-wearers were not rated differently to blue-wearers ( $p = .664$ ) or gray-wearers ( $p = .486$ ), neither did ratings for blue and gray-wearers differ ( $p > .999$ ).





**Fig. S3** Mean scores of judges rating targets wearing three different colours for confidence and trustworthiness,  $**p \leq .01$ . Error bars indicate 95% CIs.