

Durham Research Online

Deposited in DRO:

15 July 2014

Version of attached file:

Published Version

Peer-review status of attached file:

Peer-reviewed

Citation for published item:

Abramowski, A. and Aharonian, F. and Ait Benkhali, F. and Akhperjanian, A.G. and Angüner, E. and Anton, G. and Backes, M. and Balenderan, S. and Balzer, A. and Barnacka, A. and Becherini, Y. and Becker Tjus, J. and Bernlöhr, K. and Birsin, E. and Bissaldi, E. and Biteau, J. and Böttcher, M. and Boisson, C. and Bolmont, J. and Bordas, P. and Brucker, J. and Brun, F. and Brun, P. and Bulik, T. and Carrigan, S. and Casanova, S. and Chadwick, P.M. and Chalme-Calvet, R. and Chaves, R.C.G. and Cheesbrough, A. and Chrétien, M. and Colafrancesco, S. and Cologna, G. and Conrad, J. and Couturier, C. and Cui, Y. and Dalton, M. and Daniel, M.K. and Davids, I.D. and Degrange, B. and Deil, C. and deWilt, P. and Dickinson, H.J. and Djannati-Atäi, A. and Domainko, W. and Drury, L.O'C. and Dubus, G. and Dutson, K. and Dyks, J. and Dyrda, M. and Edwards, T. and Egberts, K. and Eger, P. and Espigat, P. and Farnier, C. and Fegan, S. and Feinstein, F. and Fernandes, M.V. and Fernandez, D. and Fiasson, A. and Fontaine, G. and Förster, A. and Füßling, M. and Gajdus, M. and Gallant, Y.A. and Garrigoux, T. and Giavitto, G. and Giebels, B. and Glicenstein, J.F. and Grondin, M.-H. and Grudzińska, M. and Häffner, S. and Hahn, J. and Harris, J. and Heinzlmann, G. and Henri, G. and Hermann, G. and Hervet, O. and Hillert, A. and Hinton, J.A. and Hofmann, W. and Hofverberg, P. and Holler, M. and Horns, D. and Jacholkowska, A. and Jahn, C. and Jamrozy, M. and Janiak, M. and Jankowsky, F. and Jung, I. and Kastendieck, M.A. and Katarzyński, K. and Katz, U. and Kaufmann, S. and Khélifi, B. and Kieffer, M. and Klepser, S. and Klochkov, D. and Kluźniak, W. and Kneiske, T. and Kolitzus, D. and Komin, Nu. and Kosack, K. and Krakau, S. and Krayzel, F. and Krüger, P.P. and Laffon, H. and Lamanna, G. and Lefaucheur, J. and Lemièrre, A. and Lemoine-Goumard, M. and Lenain, J.-P. and Lohse, T. and Lopatin, A. and Lu, C.-C. and Marandon, V. and Marcowith, A. and Marx, R. and Maurin, G. and Maxted, N. and Mayer, M. and McComb, T.J.L. and Méhault, J. and Meintjes, P.J. and Menzler, U. and Meyer, M. and Moderski, R. and Mohamed, M. and Moulin, E. and Murach, T. and Naumann, C.L. and de Naurois, M. and Niemiec, J. and Nolan, S.J. and Oakes, L. and Odaka, H. and Ohm, S. and de Oña Wilhelmi, E. and Opitz, B. and Ostrowski, M. and Oya, I. and Panter, M. and Parsons, R.D. and Paz Arribas, M. and Pekeur, N.W. and Pelletier, G. and Perez, J. and Petrucci, P.-O. and Peyaud, B. and Pita, S. and Poon, H. and Pühlhofer, G. and Punch, M. and Quirrenbach, A. and Raab, S. and Raue, M. and Reichardt, I. and Reimer, A. and Reimer, O. and Renaud, M. and de los Reyes, R. and Rieger, F. and Rob, L. and Romoli, C. and Rosier-Lees, S. and Rowell, G. and Rudak, B. and Rulten, C.B. and Sahakian, V. and Sanchez, D.A. and Santangelo, A. and Schlickeiser, R. and Schüssler, F. and Schulz, A. and Schwanke, U. and Schwarzborg, S. and Schwemmer, S. and Sol, H. and Spengler, G. and Spies, F. and Stawarz, L. and Steenkamp, R. and Stegmann, C. and Stinzing, F. and Stycz, K. and Sushch, I. and Tavernet, J.-P. and Tavernier, T. and Taylor, A.M. and Terrier, R. and Tluczykont, M. and Trichard, C. and Valerius, K. and van Eldik, C. and van Soelen, B. and Vasileiadis, G. and Venter, C. and Viana, A. and Vincent, P. and Völk, H.J. and Volpe, F. and Vorster, M. and Vuillaume, T. and Wagner, S.J. and Wagner, P. and Wagner, R.M. and Ward, M. and Weidinger, M. and Weitzel, Q. and White, R. and Wiercholska, A. and Willmann, P. and Wörnlein, A. and Wouters, D. and Yang, R. and Zabalza, V. and Zacharias, M. and Zdziarski, A.A. and Zech, A. and Zechlin, H.-S. and Malyshev, D. (2014) 'Search for extended -ray emission around AGN with H.E.S.S. and Fermi-LAT.', *Astronomy and astrophysics.*, 562 . A145.

Further information on publisher's website:

<http://dx.doi.org/10.1051/0004-6361/201322510>

Publisher's copyright statement:

Reproduced with permission from Astronomy Astrophysics, © ESO, 2014.

Additional information:

Use policy

The full-text may be used and/or reproduced, and given to third parties in any format or medium, without prior permission or charge, for personal research or study, educational, or not-for-profit purposes provided that:

- a full bibliographic reference is made to the original source
- a [link](#) is made to the metadata record in DRO
- the full-text is not changed in any way

The full-text must not be sold in any format or medium without the formal permission of the copyright holders.

Please consult the [full DRO policy](#) for further details.

Search for extended γ -ray emission around AGN with H.E.S.S. and *Fermi*-LAT

H.E.S.S. Collaboration, A. Abramowski¹, F. Aharonian^{2,3,4}, F. Ait Benkhali², A. G. Akhperjanian^{5,4}, E. Angüner⁶, G. Anton⁷, M. Backes⁸, S. Balenderan⁹, A. Balzer^{10,11}, A. Barnacka¹², Y. Becherini¹³, J. Becker Tjus¹⁴, K. Bernlöhr^{2,6}, E. Birsin⁶, E. Bissaldi¹⁵, J. Biteau^{16,17}, M. Böttcher¹⁸, C. Boisson¹⁹, J. Bolmont²⁰, P. Bordas²¹, J. Brucker⁷, F. Brun², P. Brun²², T. Bulik²³, S. Carrigan², S. Casanova^{18,2}, P. M. Chadwick⁹, R. Chalme-Calvet²⁰, R.C.G. Chaves²², A. Cheesebrough⁹, M. Chrétiens²⁰, S. Colafrancesco²⁴, G. Colonna²⁵, J. Conrad^{26,27}, C. Couturier²⁰, Y. Cui²¹, M. Dalton^{28,29}, M. K. Daniel⁹, I. D. Davids^{18,8}, B. Degrange¹⁶, C. Deil², P. deWilt³⁰, H. J. Dickinson²⁶, A. Djannati-Ataï³¹, W. Domainko², L. O'C. Drury³, G. Dubus³², K. Dutson³³, J. Dyks¹², M. Dyrda³⁴, T. Edwards², K. Egberts¹⁵, P. Eger², P. Espigat³¹, C. Farnier²⁶, S. Fegan¹⁶, F. Feinstein³⁵, M. V. Fernandes¹, D. Fernandez³⁵, A. Fiasson³⁶, G. Fontaine¹⁶, A. Förster², M. Füßling¹¹, M. Gajdus⁶, Y. A. Gallant³⁵, T. Garrigoux²⁰, G. Giavitto¹⁰, B. Giebels¹⁶, J. F. Glicenstein²², M.-H. Grondin^{2,25}, M. Grudzińska²³, S. Häffner⁷, J. Hahn², J. Harris⁹, G. Heinzlmann¹, G. Henri³², G. Hermann², O. Hervet¹⁹, A. Hillert², J. A. Hinton³³, W. Hofmann², P. Hofverberg², M. Holler¹¹, D. Horns¹, A. Jacholkowska²⁰, C. Jahn⁷, M. Jamroz³⁷, M. Janiak¹², F. Jankowsky²⁵, I. Jung⁷, M. A. Kastendieck¹, K. Katarzyński³⁸, U. Katz⁷, S. Kaufmann²⁵, B. Khélifi³¹, M. Kieffer²⁰, S. Klepser¹⁰, D. Klochkov²¹, W. Kluźniak¹², T. Kneiske¹, D. Kolitzus¹⁵, Nu. Komin³⁶, K. Kosack²², S. Krakau¹⁴, F. Krayzel³⁶, P. P. Krüger^{18,2}, H. Laffon²⁸, G. Lamanna³⁶, J. Lefaucheur³¹, A. Lemièrre³¹, M. Lemoine-Goumard²⁸, J.-P. Lenain²⁰, T. Lohse⁶, A. Lopatin⁷, C.-C. Lu², V. Marandon², A. Marcowith³⁵, R. Marx², G. Maurin³⁶, N. Maxted³⁰, M. Mayer¹¹, T. J. L. McComb⁹, J. Méhault^{28,29}, P. J. Meintjes³⁹, U. Menzler¹⁴, M. Meyer²⁶, R. Moderski¹², M. Mohamed²⁵, E. Moulin²², T. Murach⁶, C. L. Naumann²⁰, M. de Naurois¹⁶, J. Niemiec³⁴, S. J. Nolan⁹, L. Oakes⁶, H. Odaka², S. Ohm^{33,*}, E. de Oña Wilhelmi², B. Opitz¹, M. Ostrowski³⁷, I. Oya⁶, M. Panter², R. D. Parsons², M. Paz Arribas⁶, N. W. Pekeur¹⁸, G. Pelletier³², J. Perez¹⁵, P.-O. Petrucci³², B. Peyaud²², S. Pita³¹, H. Poon², G. Pühlhofer²¹, M. Punch³¹, A. Quirrenbach²⁵, S. Raab⁷, M. Raue¹, I. Reichardt³¹, A. Reimer¹⁵, O. Reimer¹⁵, M. Renaud³⁵, R. de los Reyes², F. Rieger², L. Rob⁴⁰, C. Romoli³, S. Rosier-Lees³⁶, G. Rowell³⁰, B. Rudak¹², C. B. Rulten¹⁹, V. Sahakian^{5,4}, D. A. Sanchez³⁶, A. Santangelo²¹, R. Schlickeiser¹⁴, F. Schüssler²², A. Schulz¹⁰, U. Schwanke⁶, S. Schwarzbarg²¹, S. Schwemmer²⁵, H. Sol¹⁹, G. Spengler⁶, F. Spies¹, Ł. Stawarz³⁷, R. Steenkamp⁸, C. Stegmann^{11,10}, F. Stinzing⁷, K. Stycz^{10,*}, I. Sushch^{6,18}, J.-P. Tavernet²⁰, T. Tavernier³¹, A. M. Taylor^{3,*}, R. Terrier³¹, M. Tluczykont¹, C. Trichard³⁶, K. Valerius⁷, C. van Eldik⁷, B. van Soelen³⁹, G. Vasileiadis³⁵, C. Venter¹⁸, A. Viana², P. Vincent²⁰, H. J. Völk², F. Volpe², M. Vorster¹⁸, T. Vuillaume³², S. J. Wagner²⁵, P. Wagner⁶, R. M. Wagner²⁶, M. Ward⁹, M. Weidinger¹⁴, Q. Weitzel², R. White³³, A. Wierzcholska³⁷, P. Willmann⁷, A. Wörnlein⁷, D. Wouters²², R. Yang², V. Zabalza^{2,33}, M. Zacharias¹⁴, A. A. Zdziarski¹², A. Zech¹⁹, H.-S. Zechlin¹, and D. Malyshev⁴

(Affiliations can be found after the references)

Received 20 August 2013 / Accepted 12 January 2014

ABSTRACT

Context. Very-high-energy (VHE; $E > 100$ GeV) γ -ray emission from blazars inevitably gives rise to electron-positron pair production through the interaction of these γ -rays with the extragalactic background light (EBL). Depending on the magnetic fields in the proximity of the source, the cascade initiated from pair production can result in either an isotropic halo around an initially beamed source or a magnetically broadened cascade flux.

Aims. Both extended pair-halo (PH) and magnetically broadened cascade (MBC) emission from regions surrounding the blazars 1ES 1101-232, 1ES 0229+200, and PKS 2155-304 were searched for using VHE γ -ray data taken with the High Energy Stereoscopic System (H.E.S.S.) and high-energy (HE; $100 \text{ MeV} < E < 100 \text{ GeV}$) γ -ray data with the *Fermi* Large Area Telescope (LAT).

Methods. By comparing the angular distributions of the reconstructed γ -ray events to the angular profiles calculated from detailed theoretical models, the presence of PH and MBC was investigated.

Results. Upper limits on the extended emission around 1ES 1101-232, 1ES 0229+200, and PKS 2155-304 are found to be at a level of a few per cent of the Crab nebula flux above 1 TeV, depending on the assumed photon index of the cascade emission. Assuming strong extra-Galactic magnetic field (EGMF) values, $>10^{-12}$ G, this limits the production of pair haloes developing from electromagnetic cascades. For weaker magnetic fields, in which electromagnetic cascades would result in MBCs, EGMF strengths in the range $(0.3-3) \times 10^{-15}$ G were excluded for PKS 2155-304 at the 99% confidence level, under the assumption of a 1 Mpc coherence length.

Key words. gamma rays: galaxies – galaxies: magnetic fields – intergalactic medium – BL Lacertae objects: individual: PKS 2155-304 – BL Lacertae objects: individual: 1ES 1101-232 – BL Lacertae objects: individual: 1ES 0229+200

* Corresponding author: K. Stycz, e-mail: kornelia.stycz@desy.de; A. M. Taylor, e-mail: taylora@cp.dias.ie; S. Ohm, e-mail: stefan.ohm@le.ac.uk

1. Introduction

About 50 active galactic nuclei¹(AGN) with redshifts ranging from 0.002 to 0.6 have so far been detected in very-high-energy (VHE; $E > 100$ GeV) γ -rays. Significant emission beyond TeV energies has been measured for half of them. The spectra of such TeV-bright AGN with redshifts beyond $z \sim 0.1$ are significantly affected by the extragalactic background light (EBL; Nikishov 1962; Jelley 1966; Gould & Schröder 1966), with the γ -rays from these sources interacting with the EBL and generating electron-positron pairs. The pairs produced, in turn, are deflected by the extra-Galactic magnetic field (EGMF) and cooled by interacting both with the EGMF via the synchrotron effect and with the cosmic microwave background (CMB) via the inverse Compton (IC) effect. Thus, cascades can develop under certain conditions, with the emerging high-energy photons being unique carriers of information about both the EBL (Stecker & de Jager 1993) and EGMF (Neronov & Semikoz 2009).

Should the electron-positron pairs pass the bulk of their energy into the background plasma through the growth of plasma instabilities (Broderick et al. 2012), a high-energy probe of the EGMF could be invalidated. The growth rate of such instabilities, however, remains unclear and is under debate (Schlickeiser et al. 2012; Miniati & Elyiv 2013). This work is conducted under the premise that the IC cooling channel of the pairs dominates any plasma cooling effects.

The strength of the EGMF has a major impact on the development of the cascades. To explain its effects, three regimes of EGMF strength are introduced in Table 1. For strong magnetic fields ($>10^{-7}$ G, regime I), synchrotron cooling of pair-produced electrons becomes non-negligible, suppressing the production of secondary γ -rays (Gould & Rephaeli 1978). For such a scenario, the observed, $J_{\text{obs.}}$, and intrinsic, J_0 , γ -ray fluxes are related as $J_{\text{obs.}}(E) = J_0(E) \exp[-\tau_{\gamma\gamma}(E, z)]$. Here, $\tau_{\gamma\gamma}(E, z)$ is the pair-production optical depth, which depends on the photon energy E and the redshift of the source z , as well as on the level of the EBL flux $F(\lambda, z)$, where λ is the EBL wavelength.

A weaker EGMF assumption removes the simple relation between the observed and intrinsic energy spectra. For magnetic field strengths between 10^{-7} G and 10^{-12} G (regime II), the electron pairs produced are isotropised and accumulate around the source, eventually giving rise to a pair halo of secondary γ -rays (Aharonian et al. 1994). Since the isotropisation takes place on much smaller scales than the cooling, the size of this pair halo depends mainly upon the pair-production length, with very little variation being introduced by the actual strength of the EGMF in the above-mentioned range. The observed flux thus consists of both primary and secondary high-energy γ -rays, and its relation to the intrinsic spectrum cannot be reduced to the simple effect of absorption described by the optical depth (e.g., Taylor et al. 2011; Essey et al. 2011). Furthermore, the level of secondary γ -rays emitted by the population of accumulated pairs within the halo is able to provide a natural record of the AGNs past activity (Aharonian et al. 1994).

Unfortunately, owing to the low γ -ray flux of the sources, and/or a possible cut-off in the spectra below 10 TeV, combined with the limited sensitivity of current-generation γ -ray telescopes, the detection of these haloes in VHE γ -rays cannot be guaranteed. Because of strong Doppler boosting, the apparent γ -ray luminosities of AGN can significantly exceed the intrinsic source luminosity (Lind & Blandford 1985). Furthermore,

leptonic models for many of the currently observed blazars do not require high photon fluxes beyond 10 TeV.

For even weaker magnetic field values (regime III, $B < 10^{-14}$ G), no pair halo is formed, and the particle cascade continues to propagate along the initial beam direction, broadening the beam width. The angular size of this magnetically broadened cascade (MBC) is dictated by the EGMF strength, and a measurement of the broadened width can provide a strong constraint on the EGMF value. Complementary to this probe, the combined spectra of the TeV and GeV γ -ray emission observed from a blazar can also be used as a probe of the intervening EGMF, as demonstrated in Neronov & Vovk (2010), Taylor et al. (2011), and Arlen et al. (2012). Although generally the intergalactic magnetic field is expected to have a much higher value, current observations and cosmological concepts cannot exclude that in so-called “voids”, with sizes as large as 100 Mpc, the magnetic field can be as small as 10^{-17} G (Miniati & Bell 2011; Durrer & Neronov 2013). In the case of such weak “void” fields, instead of persistent isotropic pair halo emission, the observer would see direct cascade emission propagating almost rectilinearly over cosmological distances.

As for the case of pair haloes, the arriving flux in MBCs is also naturally expected to consist of a mixture of primary and secondary γ -rays. For flat or soft intrinsic spectra (i.e., photon indices $\Gamma \gtrsim 2$), cascade photons are expected to constitute a sub-dominant secondary component, making measurements of the EBL imprint in blazar spectra possible (Aharonian et al. 2007a; H.E.S.S. Collaboration 2013; Meyer et al. 2012). If, in contrast, the primary spectrum of γ -rays is hard and extends beyond 10 TeV, then, at lower energies, the secondary radiation can even dominate the primary γ -ray component. Thus, in this case, the deformation of the γ -ray spectrum due to absorption would be more complex than in the case discussed above.

In a very small magnetic field, cascades initiated at very high energies lead to the efficient transfer of energy back and forth between the electron and γ -ray components, effectively reducing the γ -ray opacity in the energy range of secondary particles (Aharonian et al. 2002; Essey et al. 2011). As a result, the observer is able to see γ -rays at energies for which $\tau_{\gamma\gamma} \gg 1$.

On the other hand, deflections in the EGMF mean that the original γ -ray beam is broadened, and even extremely low EGMF values ($\sim 10^{-15}$ G) are expected to produce detectable extended γ -ray emission. This radiation should be clearly distinguished from that of pair haloes. The origin of the extended emission in these two cases is quite different, with pair haloes producing extended emission isotropically and MBCs producing extended emission only in the jet direction.

The radiation from both pair haloes and MBCs can be recognised by a distinct variation in intensity with angular distance from the centre of the blazar. This variation is expected to depend weakly on the orientation and opening angle of the jet, and more on the total luminosity and duty cycle of the source at energies ≥ 10 TeV (Aharonian et al. 1994). To a first-order approximation, the radiation deflection angles remain small in comparison to the angular size of the jet. Since the observer remains “within the jet”, the angles (relative to the blazar direction) from which the observer can receive the magnetically broadened emission remain roughly independent of the observer’s exact position within the jet cone. This result, however, only holds true if the observer is not too close to the edge of the jet.

The preferred distance for observing both pair haloes and MBCs with the H.E.S.S. experiment is in the range of hundreds of mega-parsecs to around one giga-parsec, i.e. in the range of ~ 0.1 to ~ 0.24 in redshift. The far limit is set by the reduction

¹ See <http://tevcat.uchicago.edu> for an up-to-date list.

Table 1. EGMF strength regimes for no-cascade, pair-halo, and MBC development.

Regime number characterised by	I synchrotron losses	II $2\pi r_g \ll \lambda_{IC}$	III $2\pi r_g \gg c\tau_{IC}$
EGMF strength	$B > 3 \times 10^{-6}$ G	10^{-7} G $> B > 10^{-12}$ G	$B < 10^{-14}$ G
Synchrotron losses	dominate over IC losses	negligible	negligible
Electromagnetic cascades	no cascade	pair haloes	magnetically broadened cascades

Notes. The effects of synchrotron losses for multi-TeV electrons in different EGMF strengths are summarised. λ_{IC} and τ_{IC} represent the mean free path and cooling time for inverse Compton interactions with the CMB, respectively.

in flux with distance down to a limit that is only just sufficient for detection. The near limit for pair haloes results from the fact that for sources that are too close, it becomes impossible to distinguish between their halo photons and background radiation, since the halo would take up the entire field of view of the observing instrument, i.e. 5° for H.E.S.S. For MBCs, similar near and far limits are found. In this case, however, the near limit comes purely from a lack of cascade luminosity: it only becomes significant for distances beyond several pair production lengths.

A first search for pair-halo emission was conducted by the HEGRA collaboration (Aharonian et al. 2001) using Mkn 501 observations ($z = 0.033$). This yielded an upper limit of (5–10)% of the Crab nebula flux (at energies ≥ 1 TeV) on angular scales of 0.5° to 1° from the source. The MAGIC collaboration performed a similar search for extended emission using Mkn 421 and Mkn 501 (Aleksić et al. 2010). Upper limits on the extended emission around Mkn 421 at a level of $<5\%$ of the Crab nebula flux were obtained and a value of $<4\%$ of the Crab nebula flux was achieved for Mkn 501, both above an energy threshold of 300 GeV. These results were used to exclude EGMF strengths in the range of a few times 10^{-15} G. Since both Mkn 421 and Mkn 501 are very close by, the extension of the halo emission is expected to be large. There are therefore no ideal candidates for this work.

More recently, a study was performed using data from the *Fermi* Large Area Telescope (LAT) (Ando & Kusenko 2010). Images from the 170 brightest AGN in the 11-month *Fermi* source catalogue were stacked together. Evidence has been claimed for MBCs in the form of an excess over the point-spread function with a significance of 3.5σ . However, Neronov et al. (2011) show that the angular distribution of γ -rays around the stacked AGN sample is consistent with the angular distribution of the γ -rays around the Crab nebula, (which is a point-like source for *Fermi*) indicating systematic problems with the LAT point spread function (PSF).

In the latest publication on this topic (Ackermann et al. 2013), pair-halo emission around AGN detected with *Fermi*-LAT was investigated with an updated PSF. A sample of 115 BL Lac-type AGN was divided into high- ($z > 0.5$) and low-redshift ($z < 0.5$) blazars, and their stacked angular profiles were tested for disk and Gaussian-shaped pair-halo emission with extensions of 0.1° , 0.5° , and 1.0° by employing a maximum likelihood analysis in angular bins. No evidence of pair-halo emission was found in contrast to the results presented in Ando & Kusenko (2010), and upper limits on the fraction of pair-halo emission relative to the source flux are given for three energy bins in the stacked samples. Additionally, for 1ES 0229+200 and 1ES 0347-121, two BL Lac objects that show γ -ray emission at TeV energies, upper limits on the energy flux assuming different pair-halo radii are given for energies between 1 and 100 GeV.

In this paper, a search for TeV γ -ray pair haloes and MBCs surrounding known VHE γ -ray sources is presented. This study

utilises both *Fermi*-LAT and H.E.S.S. data from three blazars. The three AGN selected, 1ES 1101-232, 1ES 0229+200, and PKS 2155-304, were observed between 2004 and 2009 with H.E.S.S. These AGN are in the preferable redshift range and have emission extending into the multi-TeV energy domain, thus making them ideal candidates for this study.

2. Data sets and analyses

2.1. H.E.S.S. observations and analysis methods

The H.E.S.S. experiment is located in the Khomas Highland of Namibia ($23^\circ 16' 18''$ S, $16^\circ 30' 0''$ E), 1835 m above sea level (Hinton 2004). From January 2004 to July 2012, it was operated as a four-telescope array (phase-I). The Imaging Atmospheric Cherenkov Telescopes (IACT) from this phase are in a square formation with a side length of 120 m. They have an effective mirror area of 107 m², detect cosmic γ -rays in the 100 GeV to 100 TeV energy range and cover a field of view of 5° in diameter. In July 2012, a fifth telescope, placed in the middle of the original square, started taking data (phase-II). With its 600 m² mirror area, H.E.S.S. will be sensitive to energies as low as several tens of GeV.

For this analysis, only data from H.E.S.S. phase-I were used. To improve the angular resolution, only observations made with all four phase-I telescopes were included. Standard H.E.S.S. data quality selection criteria (Aharonian et al. 2006) were applied to the data set of each source. All data passing the selection were processed using the standard H.E.S.S. calibration (Aharonian et al. 2004). *Standard cuts* (Benbow 2005) were used for the event selection and the data was analysed with the H.E.S.S. analysis package (HAP, version 10-06). The *reflected region* method (Aharonian et al. 2006) was used to estimate the γ -ray like background. Circular regions with a radius of $\sqrt{0.22^\circ}$ around the sources were excluded from background estimation in order to avoid a possible contamination by extended emission from pair haloes or MBCs.

The significance (in standard deviations, σ) of the observed excess was calculated following Li & Ma (1983). All upper limits are derived following the method of Feldman & Cousins (1998).

Using the stereoscopic array of four IACTs, the PSF is characterised by a 68% containment radius of ~ 0.1 degrees (Aharonian et al. 2006). The distribution of the squared angular distance between the reconstructed shower position and the source position (θ^2) for a point-like source peaks at $\theta^2 = 0$ and displays the PSF width. The PSF is calculated from Monte-Carlo simulations, taking the observation conditions (e.g. the zenith angle and the optical efficiency of the system) of each observation into account, as well as the photon index of the source.

Three VHE γ -ray sources, 1ES 1101-232, 1ES 0229+200, and PKS 2155-304, have been chosen for this study due to their

Table 2. Summary of the H.E.S.S. analysis results for 1ES 1101-232, 1ES 0229+200 and PKS 2155-304.

Source name	Distance (z)	T_{live} (hours)	N_{ON}	N_{OFF}	Excess	σ	Z_{mean} (deg.)	ψ_{mean} (deg.)	MJD-50 000 (days)	Γ
1ES 1101-232	0.186	62.9	79 426	78 636	790	10.8	22	0.6	3110-4482	3.1
1ES 0229+200	0.140	72.3	39 569	38 752	817	6.6	45	0.56	3316-5150	2.6
PKS 2155-304 _{low state}	0.117	164.5	200 374	168 685	31 689	52.2	19	0.56	3199-5042	3.4
PKS 2155-304 _{flare}	0.117	5.6	17 440	6041	11 399	78	21	0.56	3945-3947	3.4

Notes. The redshift, live-time, number of ON and OFF source events, γ -ray excess and significance (σ), mean zenith angle (Z_{mean}), mean offset (ψ_{mean}), the range of the Modified Julian Date (MJD) for the observations and the photon index Γ for each source are reported.

strong emission in the $> \text{TeV}$ energy range and their location in the suitable redshift range. With ~ 170 hours of good quality data, PKS 2155-304 is a particularly well suited candidate for this investigation. A summary of the results from the analyses can be found in Table 2. The results presented below have been cross-checked with an independent analysis, the *Model Analysis* (de Naurois & Rolland 2009), which yields consistent results.

1ES 1101-232 The blazar 1ES 1101-232 was first discovered with H.E.S.S. in 2004 at VHE γ -ray energies (Aharonian et al. 2007c). It resides in an elliptical host galaxy at a redshift of $z = 0.186$ (Falomo et al. 1994). A total of ~ 66 h of good quality data, taken between 2004 and 2008, have been analysed, resulting in a detection significance exceeding 10σ .

1ES 0229+200 This source was first observed by H.E.S.S. in late 2004 and detected with a significance of 6.6σ (Aharonian et al. 2007a). This high-frequency peaked BL Lac is hosted in a elliptical galaxy and is located at a redshift of $z = 0.140$ (Woo et al. 2005). A total of ~ 80 h of data taken between 2004 and 2009 were used for this analysis. 1ES 0229+200 is a prime source for such studies due to its hard intrinsic spectrum reaching beyond 10 TeV (Aharonian et al. 2007a; Vovk et al. 2012; Tavecchio et al. 2010; Dolag et al. 2011).

PKS 2155-304 Located at a redshift of $z = 0.117$, PKS 2155-304 was first detected with a statistical significance of 6.8σ by the University of Durham Mark 6 Telescope in 1999 (Chadwick et al. 1999). The H.E.S.S. array detected this source in 2003 with high significance ($\sim 45\sigma$) at energies greater than 160 GeV (Aharonian et al. 2005). For this study, approximately 170 hours of good quality data, taken between 2004 and 2009, have been analysed. In 2006, this source underwent a giant outburst (Aharonian et al. 2009a), with an integrated flux level (> 200 GeV) about seven times that observed from the Crab nebula. This value is more than ten times the typical flux of PKS 2155-304 and the flux varied on minute timescales. In the following, this exceptional outburst is treated separately from the rest of the data, creating two data sets: high state (i.e., the flare) and low state. Since the pair-halo flux is not expected to vary on the timescales of the primary emission, events in the flare data are mostly direct emission from PKS 2155-304. Removing the flare from the main data set allows us to focus on this source in a low state, where the contrast in flux levels between primary and pair-halo emission is smaller, facilitating an easier detection. The data set for the low state amounts to ~ 165 h, only including data of good quality. Focusing solely on the exceptional flare from 2006, a data set corresponding to ~ 6 h of observations was obtained during the nights of July 29th to 31st 2006. As described in Aharonian et al. (2007b), the short timescale (~ 200 s) of the γ -ray flux variation during the flare requires that the radius

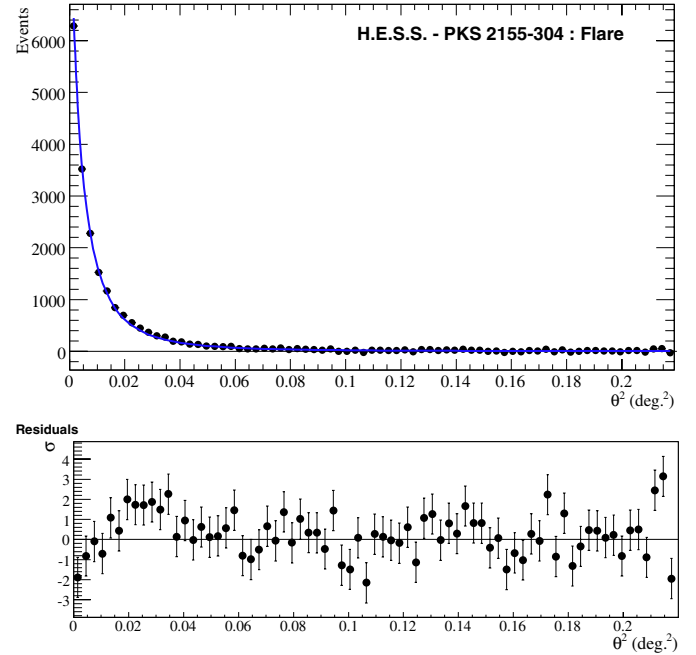


Fig. 1. Angular distribution of the PKS 2155-304 flare data set fitted with the H.E.S.S. point spread function (blue) from Monte Carlo simulations, resulting in a $\chi^2/n_{\text{d.o.f.}} = 91/72$, with a $P(\chi^2)$ of 0.06. The fit residuals are shown in the lower panel.

of the emission zone was $R\delta^{-1} \leq 4.65 \times 10^{12}$ cm in order to maintain causality, δ being the Doppler factor. Considering the distance of the source, the angular size of the emission region is therefore $\leq 8 \times 10^{-9}$ deg even with a minimal Doppler factor, making it a point-like source for H.E.S.S. The squared angular distribution of the flare data set can be seen in Fig. 1. It has been fitted with the H.E.S.S. PSF from Monte-Carlo simulations resulting in a $\chi^2/n_{\text{d.o.f.}} = 91/72$, and a chance probability $P(\chi^2)$ of 0.06. As can be seen from the residuals in the lower panel of Fig. 1, the Monte-Carlo PSF describes the data well, demonstrating that the flaring state is truly consistent with being a point-like source for the instrument.

2.2. Fermi-LAT analysis

The *Fermi* Gamma-ray Space Telescope, launched in 2008, observes the sky at energies between 20 MeV and 300 GeV (Atwood et al. 2009). The *Fermi* data analysis performed in this work used the LAT Science Tools package v9r23p1 (updated on 1st August 2011 to include the new PSFs) with the P7SOURCE_V6 post-launch instrument response function².

² See <http://fermi.gsfc.nasa.gov/ssc/data/> for public *Fermi* data and analysis software.

The standard event selection for a source well outside the galactic plane was applied. The analysis was performed for SOURCE event class photons. The analysis was further restricted to the energy range above 100 MeV, where the uncertainties in the effective area become smaller than 10%.

The data used for this analysis corresponds to more than 4 years of observations (4 August 2008–1 March 2013) for all three sources. To produce the spectra and flux upper limits, binnedAnalysis and UpperLimits Python modules were used, described in detail in the *Fermi* data analysis threads. As is the standard procedure, in order to take into account the broad *Fermi* PSF at low energies, all sources from the Second *Fermi*-LAT Catalog (2FGL, Nolan et al. 2012) within a 10-degree radius to the source position were included. The energy range of 100 MeV–300 GeV was split into logarithmically equal energy bins and in each bin a spectral analysis was performed, fixing the power law index of each source to be 2, and leaving the normalisation free. The normalisations for Galactic and extragalactic backgrounds were also left free in each energy bin. PKS 2155-304 and 1ES 1101-232 are detected in the dataset above an energy threshold of 100 MeV with significances of $>100\sigma$ and 8.8σ , respectively. 1ES 0229+200 yields a TS value of 31.7 which corresponds to a significance of about 5.6σ . The recent results on 1ES 0229+200 presented by Vovk et al. (2012) are in agreement with the results presented in this paper.

The spectra of the sources can be well fitted with a single power law model with an index of $\Gamma = 1.9 \pm 0.2$ for 1ES 1101-232, $\Gamma = 1.5 \pm 0.3$ for 1ES 0229+200 and $\Gamma = 1.85 \pm 0.02$ for PKS 2155-304, with only statistical errors given. These spectral indices are in good agreement with results from the 2FGL except for 1ES 0229+200, which was not listed in the catalogue.

3. Pair-halo constraints

Two separate techniques have been used to calculate pair halo (PH) upper limits from H.E.S.S. data: a model-dependent method and a model-independent method. With each method, upper limits for two different values of the photon index, 1.5 and 2.5, were calculated. These values were chosen to illustrate the expected range of indices of cascade emission at H.E.S.S. energies. A general model for the shape of cascade spectra was developed in Zdziarski (1988). A more recent model can be found in Eungwanichayapant & Aharonian (2009) and is depicted as the grey curve in Fig. 3. Although predictions at the high-energy end of the cascade strongly depend on the cut-off energy of the injection spectrum, an index of ~ 2 is expected in the energy range just before the secondary flux drops rapidly. The values 1.5 and 2.5 represent a broader range of possibilities. In addition, flux upper limits have been derived from *Fermi*-LAT data.

Model-dependent constraints In the publication by Eungwanichayapant & Aharonian (2009), a study of the formation of PHs was conducted. In particular, the authors investigated the spectral and angular distributions of PHs in relation to the redshift of the central source, the spectral shape of the primary γ -rays, and the flux of the EBL. In the results used here from their study, the Primack et al. (2001) EBL model was adopted. In addition, the effects of the Franceschini et al. (2008) EBL model were investigated – these two models bound the present uncertainties in the EBL in the relevant wavelength range to some extent. Since the $(1-10)\mu\text{m}$ EBL in the former model is $\sim 40\%$ larger than in the latter, the upper

limits on a possible PH flux obtained with the Primack et al. (2001) EBL model are more conservative. On the other hand, recent independent studies of the EBL carried out by H.E.S.S. Collaboration (2013) suggest an EBL level between those motivated by the two EBL models considered.

For the Primack et al. (2001) EBL model, the differential angular distribution of a PH at $z \approx 0.13$ and $E_\gamma > 100$ GeV, which best suits our data, was taken from Fig. 6 of Eungwanichayapant & Aharonian (2009) and is used here to derive limits on a possible PH flux. The effect of the slight differences between the assumed redshift in the model and the actual redshifts of the analysed sources is less than the effect of different EBL models and will therefore be neglected. The profile is based on calculations employing mono-energetic primary γ -rays with an energy $E_0 = 100$ TeV. Provided the cut-off energy is high enough (>5 TeV), the differences in results for hard power-law and mono-energetic injection scenarios are minor (Aharonian et al. 2009a; Neronov et al. 2011). The resulting angular distribution follows a profile of $dN/d\theta \propto \theta^{-5/3}$. The angular distribution for the Franceschini et al. (2008) EBL model was generated by applying a scaling relation. Though such a simple relation is not sufficient to describe the effect of different EBL models on the angular shape of a PH in general, it is appropriate for the energies and redshifts discussed here (Eungwanichayapant & Aharonian, priv. comm., September 2013).

Using these spatial models, “halo functions” were created for the measured θ^2 distribution consisting of the PSF and the PH angular profiles, convolved with the PSF: $N(\theta^2) = N(\theta^2)_{\text{PSF}} + N(\theta^2)_{\text{PH}}$. The PSF normalisation was left free and the number of excess events in the PH model was increased until the fit had a probability <0.05 . With this method, it was estimated how much of a halo component can be added to the overall shape without contradicting observations at a 99% confidence level (C.L.). In Fig. 2, the model-dependent analysis results are shown, under the assumption of the Primack et al. (2001) EBL model. For each of the three sources, the maximum possible halo component allowed by the observational data is depicted. As can be seen in the two upper panels of Fig. 2, due to low statistics, the total emission for both 1ES 1101-232 and 1ES 0229+200 can be fitted with the halo function. Therefore, the present angular profile data is unable to significantly constrain a PH component. In contrast, a strong constraint for a PH component of PKS 2155-304 could be derived. Relative to the central sources’ flux, which is about five times higher than the flux of 1ES 1101-232 and 1ES 0229+200, the upper limit on a pair halo around PKS 2155-304 is the lowest. This is clearly visible in the bottom panel of Fig. 2. For the lower EBL fluxes predicted by the Franceschini et al. (2008) model, the upper limits in the PKS 2155-304 case are even more constraining. Furthermore, although the flux’s upper limits presented in Table 3 seem high in comparison to the level of central point-like source fluxes, one has to keep in mind that the limits derived here apply to a comparatively large solid angle. The regions considered for the upper limit calculation are 2.1×10^{-4} sr (model-dependent) or 1.99×10^{-4} sr (model-independent), while more than 75% of the flux from a point source as seen by H.E.S.S. are detected in a region of 1.2×10^{-5} sr, marked at $\theta^2 = 0.0125$ deg² in Fig. 2.

To determine the differential flux limit, the maximum number of halo events was divided by the overall exposure, assuming a given photon index. This method was repeated for two different values of the photon index, 2.5 and 1.5. The resulting flux limits for both EBL models are listed in Table 3. The upper limits on the PH emission assuming the Primack et al. (2001) EBL model

Table 3. Pair halo flux upper limits for 1ES 1101-232, 1ES 0229+200, and PKS 2155-304 at a 99% C.L.

Source name	Model-dependent				Model-independent	
	Franceschini EBL		Primack EBL		$\Gamma = 1.5$	$\Gamma = 2.5$
	$\Gamma = 1.5$	$\Gamma = 2.5$	$\Gamma = 1.5$	$\Gamma = 2.5$		
1ES 1101-232	2.3	2.1	2.1	2.0	0.6	0.6
1ES 0229+200	1.2	2.0	0.8	1.4	0.5	0.9
PKS 2155-304 _{low state}	1.3	1.1	2.3	2.0	2.9	2.6

Notes. All values are limits on the differential flux at 1 TeV given in units of $10^{-12} \text{ TeV}^{-1} \text{ cm}^{-2} \text{ s}^{-1}$.

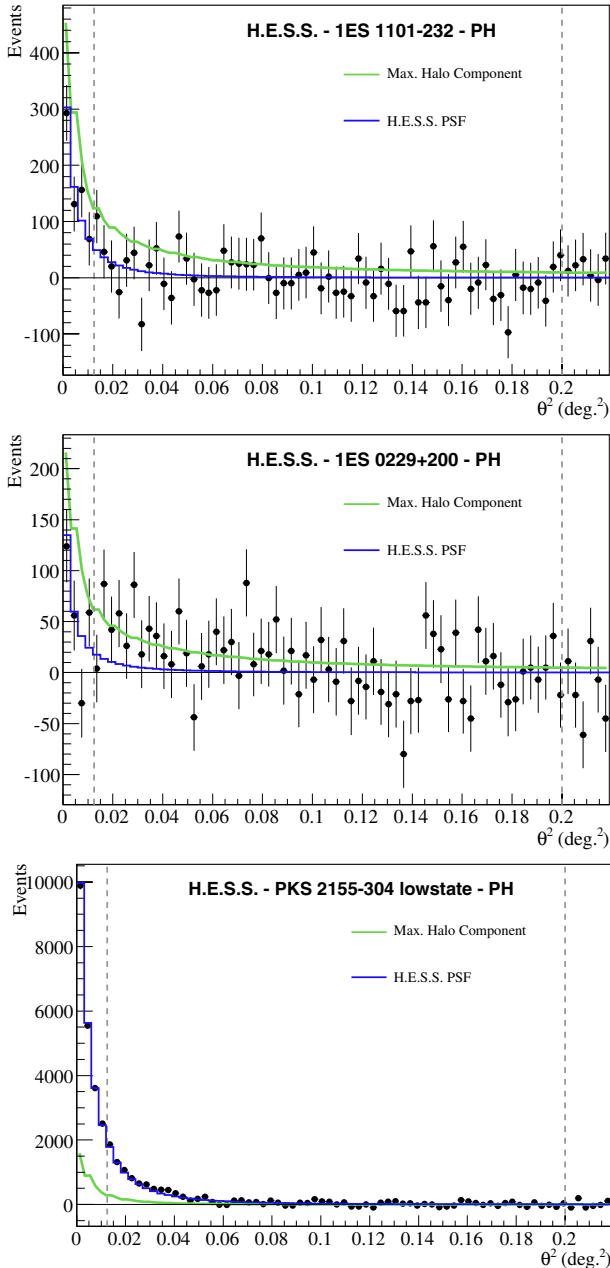


Fig. 2. Angular distribution of excess events of 1ES 1101-232 (*top*), 1ES 0229+200 (*middle*) and the PKS 2155-304 low state (*bottom*). The blue line is the H.E.S.S. PSF and the green line is the maximum allowed halo component. The model-independent limit on the pair-halo excess is calculated between the vertical dashed lines at 0.0125 deg^2 and 0.02 deg^2 .

are shown in Fig. 3, together with the spectral energy distribution (SED) of the sources. The H.E.S.S. spectral data are previously

published H.E.S.S. data taken from Aharonian et al. (2007c), Aharonian et al. (2007a), and Aharonian et al. (2009b), respectively. Model-dependent upper limits on the pair-halo flux are depicted for an assumed photon index of 2.5 and for an assumed index of 1.5.

Model-independent constraints. In the model-independent approach, the residual emission after point source subtraction was used to derive an upper limit on the PH contribution. The expected contamination from the point-like source was calculated by taking the integral of the PSF in the region $0.0125 \text{ deg}^2 < \theta^2 < 0.2 \text{ deg}^2$ (see Fig. 2), where the halo is expected to dominate the most. The lower limit is chosen according to the standard selection cut for point-like sources used by H.E.S.S. The Feldman Cousins Confidence Intervals (Feldman & Cousins 1998) were used to calculate the maximum halo excess at a 99% C.L. Similar to the model-dependent case, the differential limit was calculated by dividing the maximum possible number of halo events by the overall exposure, and the method was repeated for two different values of the photon index (Fig. 3). In several cases, unlike what is typically expected, the model-independent limits are more restricting than the model-dependent ones. This result is simply due to the poor statistics presently available for the 1 ES objects.

Constraints from Fermi-LAT data Since the pair halo is expected to be a diffuse source for *Fermi*, a spatial model ($\propto \theta^{-5/3}$) based on theoretical estimations of the halo angular profile (Eungwanichayapant & Aharonian 2009) was used. The binned *Fermi* analysis was performed at energies 300 MeV–300 GeV for the models with and without a halo component. In all considered cases, the models with a halo have similar log-likelihood values to the models without the halo contribution, thus no significant indications for pair-halo emission are found. The upper limits on the fluxes at a 99% C.L. were calculated with the UpperLimits Python module of the *Fermi* software and are shown in Fig. 3.

4. Magnetically broadened cascade constraints

In this section a model-dependent approach was applied in order to investigate whether evidence is found for a MBC in the angular event distribution of blazar fluxes observed with H.E.S.S. A 3D Monte-Carlo description of MBCs developed in Taylor et al. (2011) was utilised here to determine the expected angular profile of this emission for different EGMF strengths. For these calculations, both the Franceschini et al. (2008) and the Primack et al. (2001) EBL models were used. Using this description, the range of EGMF values excluded by the present H.E.S.S. results was investigated. A method similar to the model-dependent approach described in Sect. 3 was used to obtain these constraints: a spatial MBC model function $N(\theta^2) = N(\theta^2)_{\text{PSF}} + N(\theta^2)_{\text{MBC}}$ was created, $N(\theta^2)_{\text{MBC}}$ being the MBC model from simulations convolved with the H.E.S.S. PSF.

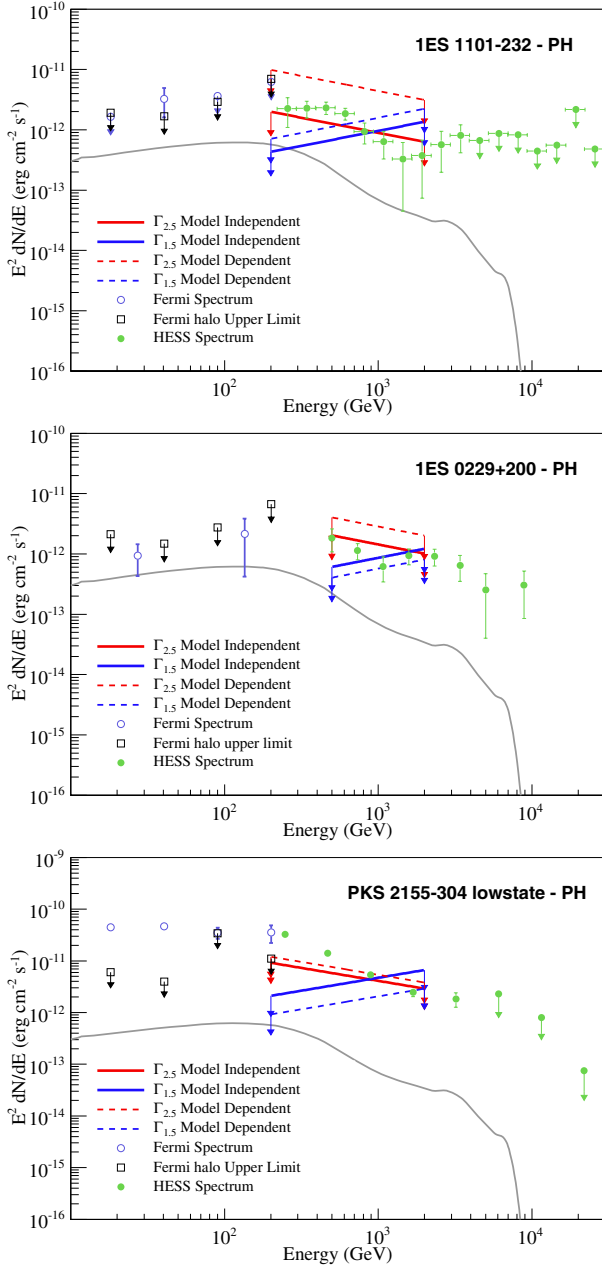


Fig. 3. Spectral energy distribution of 1ES 1101-232 (*top*), 1ES 0229+200 (*middle*), and PKS 2155-304 low state data sets (*bottom*). The H.E.S.S. data (green circles) and the *Fermi* data (empty circles) are shown. The upper limits on the flux contribution from a PH for the H.E.S.S. data are shown by blue and red arrows (dashed lines are model-dependent and solid lines are model-independent). The *Fermi* upper limits are shown as black squares. The grey line corresponds to the Halo Model taken from Eungwanichayapant & Aharonian (2009).

In the same manner as for the model-dependent PH limits, the PSF normalisation was left free and the number of MBC events was increased until it contradicted the observational results at a 99% C.L. The ratio of maximum allowed MBC events was then compared to the ratios predicted by the Monte-Carlo simulations for different magnetic field strengths. In the simulations, photon indices of 1.9, 1.5, and 1.9 for 1ES 1101-232, 1ES 0229+200, and PKS 2155-304, respectively, were motivated from the *Fermi* analysis of their GeV spectra. The spectra of all three of the blazars used in this study are consistent with a power-law spectrum with a cut-off at multi-TeV energies.

Therefore, for each of the sources an injection spectrum of the form $dN/dE \propto E^{-\Gamma} e^{-E/E_{\max}}$ with a cut-off $E_{\max} = 10$ TeV was adopted to ensure that a sufficient amount of the cascade component lies in the H.E.S.S. energy range (see Eungwanichayapant & Aharonian 2009).

For the MBC scenario, both the observed SED and angular spread of the arriving flux depend significantly on the EGMF. The angular spreading effect is seen explicitly in Fig. 4, for which the effect of 10^{-14} G, 10^{-15} G, and 10^{-16} G EGMF values are considered. A 1 Mpc coherence length is adopted as a fiducial value, although higher values have been discussed recently (Durrer & Neronov 2013). Essentially, the effect of the coherence length can be neglected if it is more than the cooling length of the multi-TeV cascade electrons of relevance here. In contrast, the choice of the EBL model plays an important role. Again, the Primack et al. (2001) EBL model is expected to result in more conservative bounds on the maximum cascade contribution since it is about 40% higher than the Franceschini et al. (2008) EBL model at the wavelengths of interest here.

In Fig. 4, the angular profiles of the MBCs resulting from calculations with the Franceschini et al. (2008) model are shown. Though the comparably low statistics for both 1ES 1101-232 and 1ES 0229+200 limit any constraint from their measured angular profiles, a strong constraint is provided by the angular profile of PKS 2155-304. For this object, a mild cascade contribution was found to be expected in the arriving VHE photon flux. As can be seen in Fig. 6, for PKS 2155-304 the maximum ratio of MBC events in the H.E.S.S. data conflicts with the expected ratio of cascade photons introduced by field strengths of $\sim 10^{-15}$ G or a factor of a few stronger. Assuming the Primack et al. (2001) EBL model, the range of excluded EGMF strengths is $(0.3-10) \times 10^{-15}$ G. On the other hand, the Franceschini et al. (2008) EBL model is the conservative choice when excluding EGMF strengths. Since it predicts a much lower cascade fraction for $B = 10^{-14}$ G, such a magnetic field strength regime can not be ruled out when assuming this EBL model. For stronger fields the cascade contribution's fraction to the overall arriving flux, relative to that of the direct emission component, reduces significantly due to isotropisation. Consequently, the subsequent angular spreading for higher EGMF values becomes indistinguishable from the H.E.S.S. PSF. Thus, for EGMF values, such as those present in the PH scenario discussed in Sect. 3, the angular profiles can be significantly smaller than those found for the case of a 10^{-15} G EGMF value. This strong EGMF suppression effect explains why the above derived 99% C.L. on the EGMF value constrains only a decade of the EGMF range. In addition, all bounds depend on whether the intrinsic cut-off energy is high enough. For the two EBL models considered, Primack et al. (2001) and Franceschini et al. (2008), a minimum cut-off above 3 TeV is required such that some constraint is obtainable. For a higher cut-off energy than the value adopted in this study, the range of excluded EGMF would be a few times larger.

5. Discussion and conclusions

The search for a pair-halo component in the H.E.S.S. and *Fermi*-LAT data from regions surrounding the VHE γ -ray sources 1ES 1101-232, 1ES 0229+200, and PKS 2155-304 shows no indication of such emission. From our analysis, flux upper limits on the extended VHE γ -ray emission from the three sources analysed have been found to be at the level of a few percentage points of the Crab nebula flux. For example, the model-independent upper limits on the pair-halo flux for an assumed photon index of 2.5 are $<2\%$, $<3\%$, and $<8\%$ of the integrated

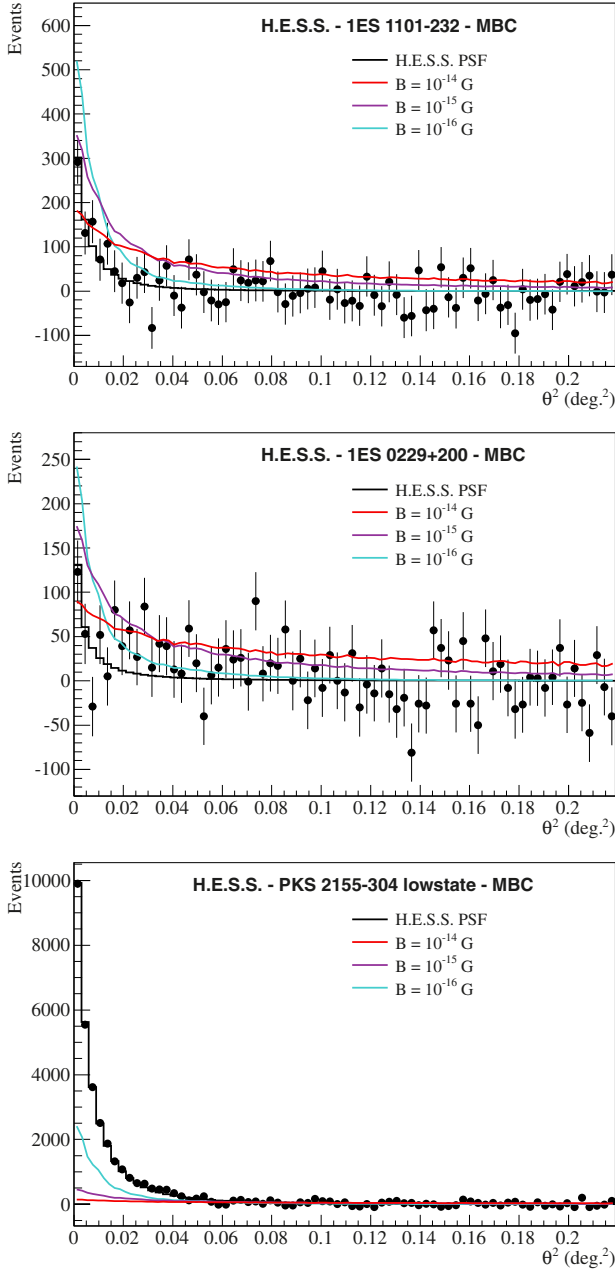


Fig. 4. Angular distribution of excess events of 1ES 1101-232 (*top*), 1ES 0229+200 (*middle*) and the PKS 2155-304 low state (*bottom*). The H.E.S.S. data (black points) are plotted against the angular distribution of the MBC model for varying magnetic field strengths. The red, violet, and cyan lines correspond to the maximum cascade flux for magnetic field strengths of 10^{-14} , 10^{-15} and 10^{-16} G, simulated under the assumption of the Franceschini et al. (2008) EBL model.

Crab nebula flux above 1 TeV³ for 1ES 1101-23, 1ES 0229+200, and PKS 2155-304, respectively, adopting the Primack et al. (2001) EBL model. Also with the analyses of *Fermi*-LAT data, no significant pair-halo emission was detected and energy-binned flux upper limits for a $\theta^{-5/3}$ profile were calculated. Though these limits are comparable to previously obtained values by other instruments for other blazars, the detailed angular modelling from recent theoretical work on the topic, adopted by this study, marks a significant improvement over previous limits.

³ $(2.26 \pm 0.03) \times 10^{-11} \text{ cm}^{-1} \text{ s}^{-1}$, see Aharonian et al. (2006).

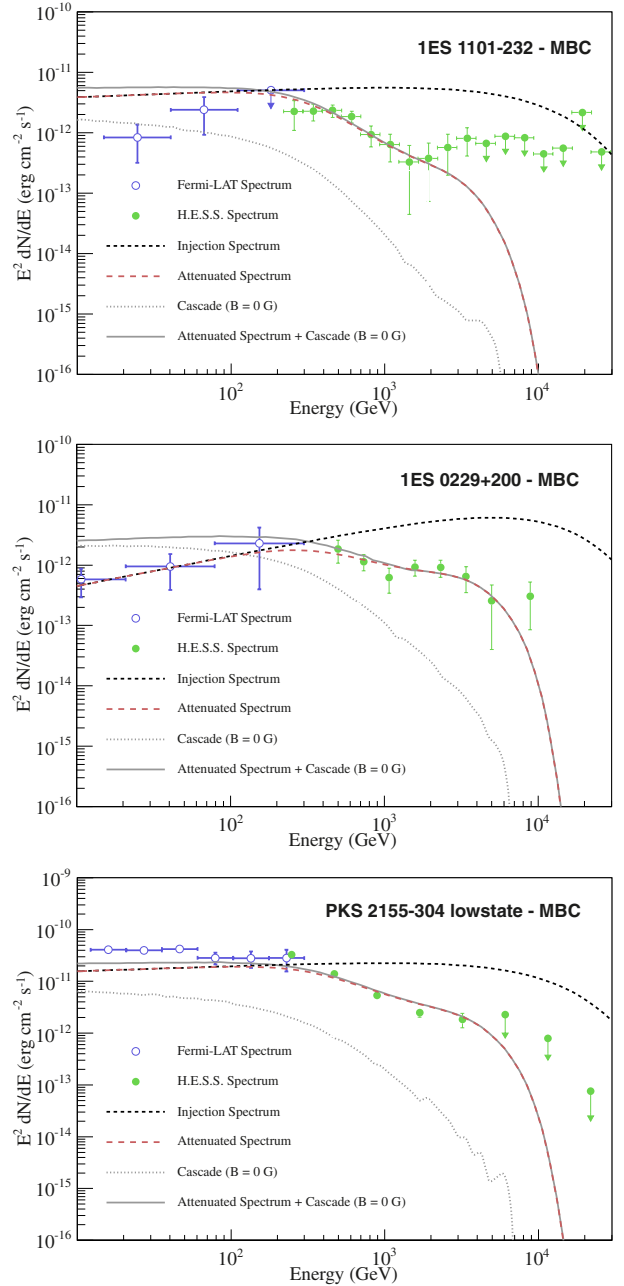


Fig. 5. 1ES 1101-232 (*top*), 1ES 0229+200 (*middle*) and PKS 2155-304 (*bottom*) spectral energy distributions ($\Gamma = 1.9, 1.5$, and 1.9 respectively), including *Fermi* data (empty blue circles) and the H.E.S.S. results (solid green circles). The dotted grey line shows the expected cascade SED assuming the EGMF strength is 0 G, and the solid grey line shows this component added to the attenuated direct emission SED (dashed red line).

While the most constraining upper limit values in Aharonian et al. (2001), Aleksić et al. (2010), and Ackermann et al. (2013) were derived by varying the angular size of the extended emission model, the analysis at hand gives all limits with a physically motivated fixed size. However, with the method presented here, upper limits would become more constraining the less the expected extended emission is similar to the PSF. The constraints obtained from this pair-halo analysis can be used to set limits on the γ -ray output from these AGN over the past $\sim 10^5$ years. If any of these AGN had been more active in the past, more pairs would have been subsequently produced. Consequently, for sufficiently

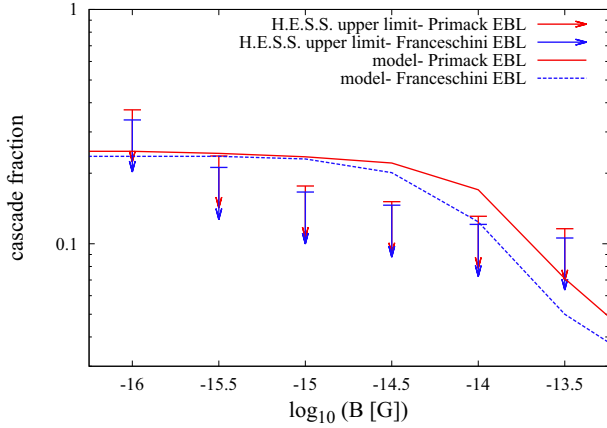


Fig. 6. EGMF constraints on PKS 2155-304. The dashed blue line depicts the expected fraction of MBC events in the VHE data depending on the EGMF strength, assuming the Franceschini et al. (2008) EBL model. Blue arrows are the maximum fractions of MBC events for the EBL model not to contradict the angular profile data of PKS 2155-304 at a 99% C.L. The expected cascade fraction and the corresponding upper limit from H.E.S.S. data under the assumption of the Primack et al. (2001) EBL model are depicted in red.

strong EGMF values ($>10^{-12}$ G), increased activity in the past would strengthen the constraint on the extended emission component. Since the EGMF strength required for the pair-halo scenario leads to the isotropisation of the cascade emission, the observed luminosity of this secondary component may be significantly reduced compared to the apparent luminosity of the primary beamed component. Not detecting the secondary component, therefore, means we are unable to place constraints on the EGMF strength.

The limits of the PH γ -ray energy flux for the three blazars may be converted into limits on the accumulated electron energy density in the surrounding regions. As an example case, 1ES 0229+200 is considered, whose energy flux at 0.5 TeV is $\sim 10^{-12}$ erg cm $^{-2}$ s $^{-1}$. Assuming that the corresponding photons result from a pair-halo cascade with strong EGMF ($>10^{-12}$ G), the parent ~ 15 TeV electrons and positrons will both be born into and isotropised within a region ~ 10 Mpc from the blazar. For this strong field case, an upper limit on the TeV γ -ray luminosity from these regions is $\sim 4 \times 10^{42}$ erg s $^{-1}$. Since the electron IC cooling time on the CMB is $t_{\text{cool}}^e(15 \text{ TeV}) \approx 10^5$ yr, a limit on the total energy content of the parent electrons is $\sim 10^{55}$ erg.

A search for MBC emission in the arriving flux from the three blazars was also carried out. The datasets for both 1ES 1101-232 and 1ES 0229+200 are found not to be statistically constraining at present. However, a constraint was found to be obtainable using the PKS 2155-304 observational results. From H.E.S.S. observations of the angular profile for PKS 2155-304, EGMF values were excluded for the range $(0.3-3) \times 10^{-15}$ G (for a coherence length of 1 Mpc), at the 99% C.L. This range is excluded for both EBL models adopted here, the Primack et al. (2001) and the Franceschini et al. (2008) model. For a coherence length scale λ_B shorter than the cascade electron cooling lengths, the lower EGMF limit scales as $\lambda_B^{-1/2}$, as demonstrated in Neronov et al. (2013). Conversely, for λ_B longer than these cooling lengths, the constraint is independent of λ_B . As shown in Fig. 6, stronger magnetic fields than the upper limit result in the cascade component dropping below the direct emission contribution, reducing the overall angular width below the H.E.S.S. resolution limits.

Furthermore, our bound on the EGMF is compatible with the analytic estimates put forward in Aleksić et al. (2010), although the analysis presented here is the most robust to date due to the theoretical modelling that has been employed.

Interestingly, the success proven by this method demonstrates its complementarity as an EGMF probe in light of the multi-wavelength SED method employed in previous studies (Neronov & Vovk 2010; Dolag et al. 2011; Tavecchio et al. 2011; and Taylor et al. 2011). These studies probed EGMF values for which no notable angular broadening would be expected. Instead, the effect of the EGMF was to introduce energy-dependent time delays on the arriving cascade. Ensuring that the source variability timescale sits at a level compatible with what is currently observed, i.e. the sources are steady on 3 yr timescales, placed a constraint on the EGMF at a level of $>10^{-17}$ G (Taylor et al. 2011; Dermer et al. 2011). In contrast to this time delay SED method, our angular profile investigations are insensitive to the source variability timescale. In this way, the constraints provided by the angular profile studies of blazars offer a complementary new probe into the EGMF that allows field strengths with values $> 10^{-15}$ G to be investigated.

The future prospects for observing both extended halo emission and MBCs are promising. In the near future, H.E.S.S. phase-II offers great potential with its ability to detect γ -rays in the energy band between *Fermi*-LAT and H.E.S.S. phase-I. In the longer term, the Cherenkov Telescope Array (CTA; see e.g. CTA Consortium et al. 2013), with a larger array size, a wider field of view, improved angular resolution along with greater sensitivity, will allow for a deeper probing of these elusive phenomena.

Acknowledgements. The support of the Namibian authorities and of the University of Namibia in facilitating the construction and operation of H.E.S.S. is gratefully acknowledged, as is the support by the German Ministry for Education and Research (BMBF), the Max Planck Society, the German Research Foundation (DFG), the French Ministry for Research, the CNRS-IN2P3 and the Astroparticle Interdisciplinary Programme of the CNRS, the UK Science and Technology Facilities Council (STFC), the IPNP of the Charles University, the Czech Science Foundation, the Polish Ministry of Science and Higher Education, the South African Department of Science and Technology and National Research Foundation, and by the University of Namibia. We appreciate the excellent work of the technical support staff in Berlin, Durham, Hamburg, Heidelberg, Palaiseau, Paris, Saclay, and in Namibia in the construction and operation of the equipment. The authors are grateful to the referee who helped to considerably improve the quality of the paper.

References

- Abramowski, A., Acero, F., & Aharonian, F., et al. (H.E.S.S. Collaboration) 2013, *A&A*, 550, A4
- Acharya, B. S., Actis, M., Aghajani, T., et al. (CTA Consortium) 2013, *Astropart. Phys.*, 43, 3
- Ackermann, M., Ajello, M., Allafort, A., et al. (Fermi-LAT Collaboration) 2013, *ApJ*, 765, 54
- Aharonian, F., Akhperjanian, A. G., Aye, K., et al. (H.E.S.S. Collaboration) 2004, *Astropart. Phys.*, 22, 109
- Aharonian, F., Akhperjanian, A. G., Aye, K., et al. (H.E.S.S. Collaboration) 2005, *A&A*, 430, 865
- Aharonian, F., Akhperjanian, A. G., Bazer-Bachi, A. R., et al. (H.E.S.S. Collaboration) 2006, *A&A*, 457, 899
- Aharonian, F., Akhperjanian, A. G., Barres de Almeida, U., et al. (H.E.S.S. Collaboration) 2007a, *A&A*, 475, L9
- Aharonian, F., Akhperjanian, A. G., Bazer-Bachi, A. R., et al. (H.E.S.S. Collaboration) 2007b, *ApJ*, 664, L71
- Aharonian, F., Akhperjanian, A. G., Bazer-Bachi, A. R., et al. (H.E.S.S. Collaboration) 2007c, *A&A*, 470, 475
- Aharonian, F., Akhperjanian, A. G., Anton, G., et al. (H.E.S.S. Collaboration) 2009a, *A&A*, 502, 749

- Aharonian, F., Akhperjanian, A. G., Anton, G., et al. (H.E.S.S. Collaboration) 2009b, *ApJ*, 696, L150
- Aharonian, F. A., Coppi, P. S., & Voelk, H. J. 1994, *ApJ*, 423, L5
- Aharonian, F. A., Akhperjanian, A. G., Barrio, J. A., et al. (H.E.S.S. Collaboration) 2001, *A&A*, 366, 746
- Aharonian, F. A., Timokhin, A. N., & Plyasheshnikov, A. V. 2002, *A&A*, 384, 834
- Aleksić, J., Antonelli, L. A., Antoranz, P., et al. 2010, *A&A*, 524, A77
- Ando, S., & Kusenko, A. 2010, *ApJ*, 722, L39
- Arlen, T. C., Vassiliev, V. V., Weisgarber, T., Wakely, S. P., & Yusef Shafi, S. 2012 [[arXiv:1210.2802](https://arxiv.org/abs/1210.2802)]
- Atwood, W. B., Abdo, A. A., Ackermann, M., et al. 2009, *ApJ*, 697, 1071
- Benbow, W. 2005, *Proc. Conf. Towards a Network of Atmospheric Cherenkov Detectors VII* (Palaiseau, France: Ecole Polytechnique), 163
- Broderick, A. E., Chang, P., & Frommer, C. 2012, *ApJ*, 752, 22
- Chadwick, P. M., Lyons, K., McComb, T. J. L., et al. 1999, *ApJ*, 513, 161
- de Naurois, M., & Rolland, L. 2009, *Astropart. Phys.*, 32, 231
- Dermer, C. D., Cavadini, M., Razaqzaq, S., et al. 2011, *ApJ*, 733, L21
- Dolag, K., Kachelriess, M., Ostapchenko, S., & Tomàs, R. 2011, *ApJ*, 727, L4
- Durrer, R., & Neronov, A. 2013, *A&AR*, 21, 62
- Essey, W., Kalashev, O., Kusenko, A., & Beacom, J. F. 2011, *ApJ*, 731, 51
- Eungwanichayapant, A., & Aharonian, F. 2009, *Int. J. Mod. Phys. D*, 18, 911
- Falomo, R., Scarpa, R., & Bersanelli, M. 1994, *ApJS*, 93, 125
- Feldman, G. J., & Cousins, R. D. 1998, *Phys. Rev. D*, 57, 3873
- Franceschini, A., Rodighiero, G., & Vaccari, M. 2008, *A&A*, 487, 837
- Gould, R. J., & Rephaeli, Y. 1978, *ApJ*, 225, 318
- Gould, R. J., & Schröder, G. 1966, *Phys. Rev. Lett.*, 16, 252
- Hinton, J. A. 2004, *New Astron. Rev.*, 48, 331
- Jelley, J. V. 1966, *Phys. Rev. Lett.*, 16, 479
- Li, T., & Ma, Y. 1983, *ApJ*, 272, 317
- Lind, K. R., & Blandford, R. D. 1985, *ApJ*, 295, 358
- Meyer, M., Raue, M., Mazin, D., & Horns, D. 2012, *A&A*, 542, A59
- Miniati, F., & Bell, A. 2011, *ApJ*, 729, 73
- Miniati, F., & Elyiv, A. 2013, *ApJ*, 770, 54
- Neronov, A., & Semikoz, D. V. 2009, *Phys. Rev. D*, 80, 123012
- Neronov, A., & Vovk, I. 2010, *Science*, 328, 73
- Neronov, A., Semikoz, D. V., Tinyakov, P. G., & Tkachev, I. I. 2011, *A&A*, 526, A90
- Neronov, A., Taylor, A. M., Tchernin, C., & Vovk, I. 2013, *A&A*, 554, A31
- Nikishov, A. I. 1962, *Sov. Phys. JETP*, 14, 393
- Nolan, P. L., Abdo, A. A., Ackermann, M., et al. 2012, *ApJS*, 199, 31
- Primack, J. R., Somerville, R. S., Bullock, J. S., & Devriendt, J. E. G. 2001, in *AIP Conf. Ser.* 558, eds. F. A. Aharonian, & H. J. Völk, 463
- Schlickeiser, R., Ibscher, D., & Supsar, M. 2012, *ApJ*, 758, 102
- Stecker, F. W., & de Jager, O. C. 1993, *ApJ*, 415, L71
- Tavecchio, F., Ghisellini, G., Foschini, L., et al. 2010, *MNRAS*, 406, L70
- Tavecchio, F., Ghisellini, G., Bonnoli, G., & Foschini, L. 2011, *MNRAS*, 414, 3566
- Taylor, A. M., Vovk, I., & Neronov, A. 2011, *A&A*, 529, A144
- Vovk, I., Taylor, A. M., Semikoz, D., & Neronov, A. 2012, *ApJ*, 747, L14
- Woo, J., Urry, C. M., van der Marel, R. P., Lira, P., & Maza, J. 2005, *ApJ*, 631, 762
- Zdziarski, A. A. 1988, *ApJ*, 335, 786
- ¹⁰ DESY, 15738 Zeuthen, Germany
- ¹¹ Institut für Physik und Astronomie, Universität Potsdam, Karl-Liebknecht-Strasse 24/25, 14476 Potsdam, Germany
- ¹² Nicolaus Copernicus Astronomical Center, ul. Bartycka 18, 00-716 Warsaw, Poland
- ¹³ Department of Physics and Electrical Engineering, Linnaeus University, 351 95 Växjö, Sweden,
- ¹⁴ Institut für Theoretische Physik, Lehrstuhl IV: Weltraum und Astrophysik, Ruhr-Universität Bochum, 44780 Bochum, Germany
- ¹⁵ Institut für Astro- und Teilchenphysik, Leopold-Franzens-Universität Innsbruck, 6020 Innsbruck, Austria
- ¹⁶ Laboratoire Leprince-Ringuet, Ecole Polytechnique, CNRS/IN2P3, 91128 Palaiseau, France
- ¹⁷ Now at Santa Cruz Institute for Particle Physics, Department of Physics, University of California at Santa Cruz, Santa Cruz CA 95064, USA
- ¹⁸ Centre for Space Research, North-West University, Potchefstroom 2520, South Africa
- ¹⁹ LUTH, Observatoire de Paris, CNRS, Université Paris Diderot, 5 place Jules Janssen, 92190 Meudon, France
- ²⁰ LPNHE, Université Pierre et Marie Curie Paris 6, Université Denis Diderot Paris 7, CNRS/IN2P3, 4 place Jussieu, 75252, Paris Cedex 5, France
- ²¹ Institut für Astronomie und Astrophysik, Universität Tübingen, Sand 1, 72076 Tübingen, Germany
- ²² DSM/Irfu, CEA Saclay, 91191 Gif-Sur-Yvette Cedex, France
- ²³ Astronomical Observatory, The University of Warsaw, Al. Ujazdowskie 4, 00-478 Warsaw, Poland
- ²⁴ School of Physics, University of the Witwatersrand, 1 Jan Smuts avenue, Braamfontein, 2050 Johannesburg, South Africa
- ²⁵ Landessternwarte, Universität Heidelberg, Königstuhl, 69117 Heidelberg, Germany
- ²⁶ Oskar Klein Centre, Department of Physics, Stockholm University, Albanova University Center, 10691 Stockholm, Sweden
- ²⁷ Wallenberg Academy Fellow
- ²⁸ Université Bordeaux 1, CNRS/IN2P3, Centre d'Études Nucléaires de Bordeaux-Gradignan, 33175 Gradignan, France
- ²⁹ Funded by contract ERC-StG-259391 from the European Community
- ³⁰ School of Chemistry & Physics, University of Adelaide, 5005 Adelaide, Australia
- ³¹ APC, AstroParticule et Cosmologie, Université Paris Diderot, CNRS/IN2P3, CEA/Irfu, Observatoire de Paris, Sorbonne Paris Cité, 10 rue Alice Domon et Léonie Duquet, 75205 Paris Cedex 13, France,
- ³² UJF-Grenoble 1/CNRS-INSU, Institut de Planétologie et d'Astrophysique de Grenoble (IPAG) UMR 5274, 38041 Grenoble, France
- ³³ Department of Physics and Astronomy, The University of Leicester, University road, Leicester LE1 7RH, UK
- ³⁴ Instytut Fizyki Jądrowej PAN, ul. Radzikowskiego 152, 31-342 Kraków, Poland
- ³⁵ Laboratoire Univers et Particules de Montpellier, Université Montpellier 2, CNRS/IN2P3, CC 72, place Eugène Bataillon, 34095 Montpellier Cedex 5, France
- ³⁶ Laboratoire d'Annecy-le-Vieux de Physique des Particules, Université de Savoie, CNRS/IN2P3, 74941 Annecy-le-Vieux, France
- ³⁷ Obserwatorium Astronomiczne, Uniwersytet Jagielloński, ul. Orła 171, 30-244 Kraków, Poland
- ³⁸ Toruń Centre for Astronomy, Nicolaus Copernicus University, ul. Gagarina 11, 87-100 Toruń, Poland
- ³⁹ Department of Physics, University of the Free State, PO Box 339, Bloemfontein 9300, South Africa,
- ⁴⁰ Charles University, Faculty of Mathematics and Physics, Institute of Particle and Nuclear Physics, V Holešovičkách 2, 180 00 Prague 8, Czech Republic
- ¹ Universität Hamburg, Institut für Experimentalphysik, Luruper Chaussee 149, 22761 Hamburg, Germany
- ² Max-Planck-Institut für Kernphysik, PO Box 103980, 69029 Heidelberg, Germany
- ³ Dublin Institute for Advanced Studies, 31 Fitzwilliam place, Dublin 2, Ireland
- ⁴ National Academy of Sciences of the Republic of Armenia, Yerevan, Armenia
- ⁵ Yerevan Physics Institute, 2 Alikhanian Brothers St., 375036 Yerevan, Armenia
- ⁶ Institut für Physik, Humboldt-Universität zu Berlin, Newtonstr. 15, 12489 Berlin, Germany
- ⁷ Universität Erlangen-Nürnberg, Physikalisches Institut, Erwin-Rommel-Str. 1, 91058 Erlangen, Germany
- ⁸ University of Namibia, Department of Physics, Private Bag 13301, Windhoek, Namibia
- ⁹ University of Durham, Department of Physics, South Road, Durham DH1 3LE, UK