

## Durham Research Online

---

### Deposited in DRO:

23 March 2016

### Version of attached file:

Accepted Version

### Peer-review status of attached file:

Peer-reviewed

### Citation for published item:

Weir, M. P. and Johnson, D. W. and Boothroyd, S. C. and Savage, R. C. and Thompson, R. L. and King, S. M. and Rogers, S. E. and Coleman, K. S. and Clarke, N. (2016) 'Distortion of chain conformation and reduced entanglement in polymer-graphene oxide nanocomposites.', *ACS macro letters.*, 5 (4). pp. 430-434.

### Further information on publisher's website:

<http://dx.doi.org/10.1021/acsmacrolett.6b00100>

### Publisher's copyright statement:

ACS AuthorChoice - This is an open access article published under a Creative Commons Attribution (CC-BY) License, which permits unrestricted use, distribution and reproduction in any medium, provided the author and source are cited.

### Additional information:

## Use policy

---

The full-text may be used and/or reproduced, and given to third parties in any format or medium, without prior permission or charge, for personal research or study, educational, or not-for-profit purposes provided that:

- a full bibliographic reference is made to the original source
- a [link](#) is made to the metadata record in DRO
- the full-text is not changed in any way

The full-text must not be sold in any format or medium without the formal permission of the copyright holders.

Please consult the [full DRO policy](#) for further details.

## **Distortion of chain conformation and reduced entanglement in polymer-graphene oxide nanocomposites**

M. P. Weir<sup>1,\*†</sup>, D. W. Johnson<sup>2,†</sup>, S. C. Boothroyd<sup>2,†</sup>, R. C. Savage<sup>1</sup>, R. L. Thompson<sup>2</sup>, S. M. King<sup>3</sup>, S. E. Rogers<sup>3</sup>, K. S. Coleman<sup>2</sup>, N. Clarke<sup>1</sup>

*1. Department of Physics and Astronomy, The University of Sheffield, Hicks*

*Building, Hounsfield Road, Sheffield, S3 7RH, United Kingdom.*

*2. Department of Chemistry, University of Durham, Durham. DH1 3LE, United*

*Kingdom.*

*3. ISIS Pulsed Neutron and Muon Source, Science and Technology Facilities Council,*

*Rutherford Appleton Laboratory, Harwell, Oxford, Didcot, OX11 0QX, United*

*Kingdom*

*†These authors contributed equally to this work.*

\* Corresponding Author

E-mail: [weir.mp@gmail.com](mailto:weir.mp@gmail.com)

### **Abstract**

We study the conformations of polymer chains in polymer-graphene oxide nanocomposites. We show that the chains have a reduced radius of gyration that is consistent with confinement at a solid interface in the melt, as is expected for well-dispersed, high aspect ratio nanoparticles that are much larger than the polymer coil size. We show that confinement of the polymer chains causes a corresponding reduction in interchain entanglements and we calculate a contribution to the plateau modulus from the distorted polymer network via a simple scaling argument. Our results are a significant step forward in

understanding how two-dimensional nanoparticles affect global materials properties at low loadings.

### **(Body)**

Graphene and related 2D materials have extraordinary physical properties that along with their high aspect ratio make them excellent candidate filler materials for polymer nanocomposites<sup>1</sup>, capable of producing significant gains in material properties at extremely low concentrations on the order of 1 % by volume<sup>2,3</sup>. The conformation of polymer chains in the interfacial regions in the vicinity of nanoparticles is of great interest. The modified structure and dynamics of the chains in this region may have a significant role in determining the final properties of the composites. The effect of zero- and one-dimensional fillers upon the polymer chain dimensions has been well studied<sup>4-6</sup>, but the question of the effect of two-dimensional nanomaterials remains outstanding. In order to answer this problem, we investigate the effect of graphene oxide (GO), a highly functionalized form of graphene, upon the conformation well-studied polymers poly(methyl methacrylate) (PMMA), where the GO is well-dispersed and polystyrene (PS), where the GO dispersion is poor. We prepare the samples with a well-controlled thermal history, representative of typical industrial processing conditions. Using small-angle neutron scattering (SANS), we measure distortions in the polymer chain dimensions that show a distinct minimum in polymer chain dimensions at approximately 0.5 % by volume of GO. Using rheology, we show that the distorted polymer chains, which each occupy less volume due to their confinement, are also less entangled with their neighbors, thus producing global changes to the sample behavior arising from nanometer-scale chain

confinement. We present a direct measure of the effect of the GO upon the polymer matrix that relates to the bulk properties of the entire macroscopic composite material. We present a simple scaling analysis showing that the reduction in entanglement measured by rheology is associated with a reduction in chain dimensions, which is confirmed independently by the SANS measurements. This work significantly advances our understanding of the mechanisms by which nanocomposite material properties are modified by the presence of the filler.

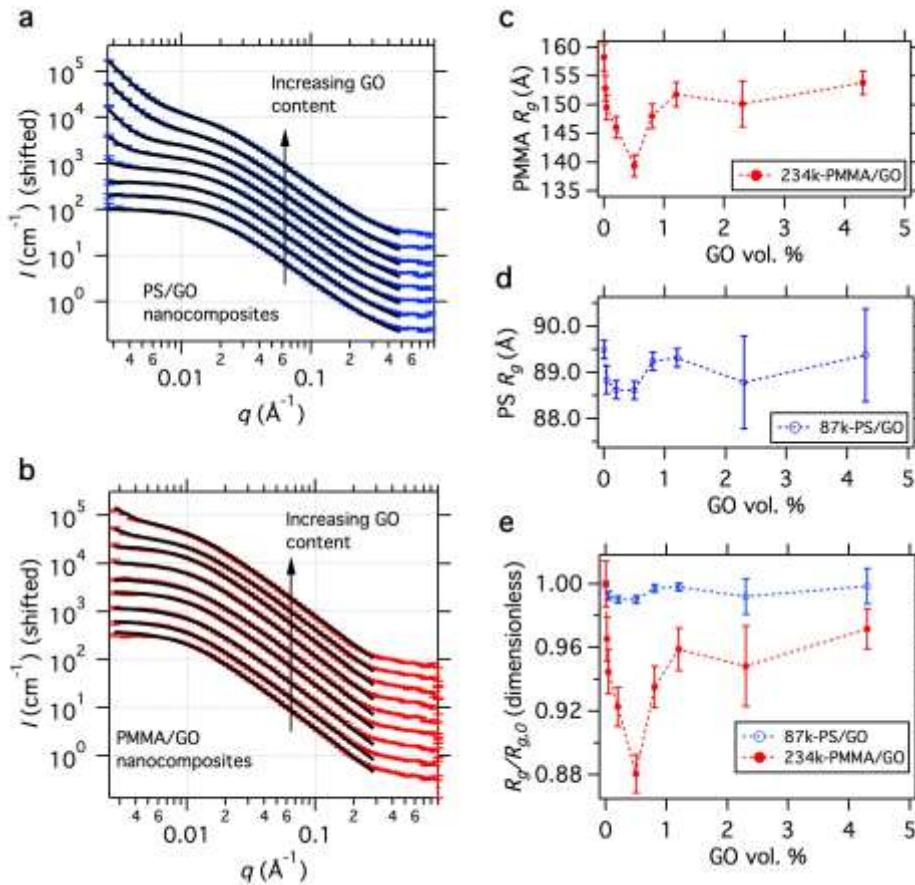
Graphene oxide was exfoliated from graphite oxide<sup>7</sup> yielding nanoparticles with typical lateral dimensions of 5 microns and thickness 1 nm, before polymer-graphene oxide (GO) nanocomposite samples were prepared by solvent processing in dimethylformamide (DMF) followed by compression molding (see Supporting Information for further details). Composites were formed of GO with poly(methyl methacrylate and polystyrene, where each polymer matrix was formed from a blend of hydrogenous and deuterated polymer of closely matching molecular weight and polydispersity (dPMMA  $M_n = 234$  kDa, PDI 1.14, hPMMA  $M_n = 237$  kDa PDI 1.16; dPS  $M_n = 87$  kDa PDI 1.1, hPS  $M_n = 98$  kDa, PDI 1.07;) in order to highlight the individual chain conformations for SANS measurements.

SANS was carried out on the Sans2d instrument at the ISIS Pulsed Neutron Source (STFC Rutherford Appleton Laboratory, Didcot, U.K.)<sup>7,8</sup>. The fitting function applied within the SasView software comprises a model for the radius of gyration ( $R_g$ ) scattering of a Gaussian polymer coil re-cast with a Schulz-Zimm

polydispersity function<sup>9</sup>; an absolute power law describing the GO scattering, and a constant background term, with the overall expression

$$I(q) = A \frac{2[(1+Ux)^{-1/U} + x - 1]}{(1+U)x^2} + Bq^\alpha + C \quad (1)$$

where  $A$  is a factor dependent on the volume fraction of deuterated polymer in the blend,  $x$  is the dimensionless substitution  $x = \frac{R_g^2 q^2}{1+2U}$  and  $U$  is related to the polydispersity as  $U = \frac{M_w}{M_n} - 1$ . The obtained fitting parameters  $A$ ,  $B$ ,  $\alpha$ , and  $C$  are tabulated in the Supporting Information.



**Figure 1. Extraction of  $R_g$  as a function of GO concentration from small-angle neutron scattering (SANS) data.** SANS data (markers) and associated fits (solid lines) for (a) PS/GO and (b) PMMA/GO nanocomposites. (c,d) The radius of gyration ( $R_g$ ) extracted from the data fits for PMMA/GO (c) and PS/GO (d) where error bars are the uncertainties in the fit. For PMMA/GO the polymer  $R_g$  exhibits a sharp minimum at a critical GO concentration. (e)  $R_g$  values normalised to the bulk value  $R_{g,0}$ .

The polymer  $R_g$  was measured from the fits to the SANS data as a function of GO nanoparticle concentration (Figure 1 (a) and (b)). For poly(methyl methacrylate), Figure 1(c), a reduction in the polymer  $R_g$  is observed with increasing concentration between 0.02 and 0.5 vol. %, with  $R_g$  reducing to 88% of its original value.

A reduction in entanglement density has been observed by experiment and theory in various confinement geometries<sup>10-15</sup>. The dimensions of the filler nanoparticle and its relation to polymer chain size are of great importance<sup>16</sup>. High aspect ratio nanoparticles, and nanoparticles with size much greater than  $R_g$ , prevent chains within the vicinity of the surface from adopting a random coil conformation. Specific chemical interactions between the chain monomers and the nanoparticle surfaces also alter the chain conformation and dynamics<sup>17</sup>. Within an interfacial region extending one polymer  $R_g$  from the confining surface<sup>12,18</sup>, there is a predicted reduction in the component of  $R_g$  normal to the surface. Thus, for a good dispersion, the volume fraction of sample occupied by the interfacial volume surrounding the filler may be estimated using the specific surface area of the filler and  $R_g$  using the form  $\phi_i = \phi_f S \rho_f R_g$ . A theoretical specific surface area<sup>19</sup> of approximately  $S = 2630 \text{ m}^2/\text{g}$  is predicted for pristine, perfectly dispersed graphene. Assuming this value for  $S$ ,  $\rho = 2.1 \text{ g cm}^{-3}$ , and using for example PMMA with  $M_n = 234 \text{ kDa}$  and  $R_g$  of 16 nm, the volume fraction  $\phi_i$  occupied by interfacial polymer chains is greater than 50 vol. % for a filler volume fraction of  $\sim 0.6 \text{ vol. \%}$ , and  $\phi_i \gg \phi_f$ . The interfacial volume fraction  $\phi_i$  increases with molecular weight in proportion to  $R_g$ . The quantity  $\phi_{f+i} = \phi_f + \phi_i$  is most useful as it takes both filler and interface into account. Aside from purely steric effects, surface adsorption of the polymer at the GO interface could play an important role in the nature of the interfacial polymer layer. Although the largest reduction in  $R_g$  is expected in the direction normal to the surface<sup>12</sup>, a typically prepared nanocomposite sample has nanoparticles situated in all

orientations. The powerful averaging of SANS thus allows the measurement of a global average of  $R_g$  for the sample, i.e. the average of the interfacial regions and the bulk, while rheological measurements probe the overall mechanical response of the sample and so are equally indiscriminate of chain orientation. It should be noted, therefore, that the interpretation presented in this paper yields only an average of interfacial and bulk chain conformations, and relies on the basic assumption that the interfacial chain conformation could only be fully decoupled from the bulk chain conformation if the volume fraction of interfacial chains was precisely known, or alternately if the interfacial chains could be explicitly labeled (say, *via* selective deuteration).

Rheology was performed on the actual SANS samples (after SANS) to ensure identical preparation and thermal history (for further details and discussion see Supporting Information). The time temperature superposition (TTS) theory of Williams-Landel-Ferry<sup>20</sup> was applied using the RepTate program<sup>21</sup>. The plateau modulus was determined by taking the value of the storage modulus,  $G'$ , at the minimum of the phase shift angle within the plateau region. A power law model for the nanoparticle percolation of the GO within the composite can be applied by the relation<sup>22,23</sup>

$$G' \propto (\phi_f - \phi_{perc})^\nu \quad (2)$$

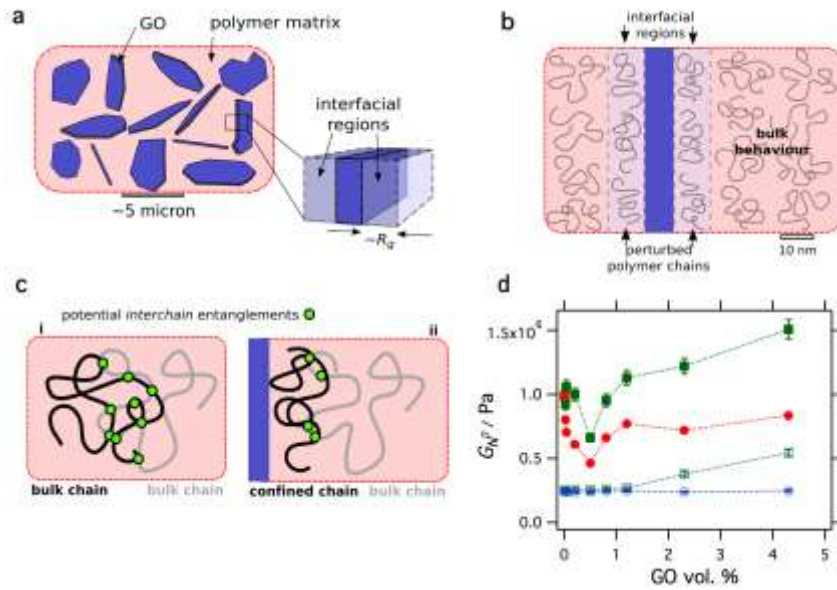
where  $\phi_f$  is the volume fraction of GO,  $\phi_{perc}$  the percolation threshold of the GO in the composite, and  $\nu$  the exponent of the system. Fits to the two regimes are shown in the inset of Figure 3(c).



The plateau modulus attributed to the rubbery network of entangled polymer chains within a polymer melt is expressed as<sup>24,25</sup>

$$G_N^0 = \frac{4 \rho RT}{5 M_e} \quad (3)$$

(where  $\rho$  is the monomer density,  $R$  the ideal gas constant). The minimum in  $R_g$  observed by the SANS experiments is reflected by a reduction in  $G_N^0$  as a function of the GO concentration, and is consistent with a decrease in interchain entanglements that results from the reduction in the configurational volume available to the interfacial chains, as illustrated schematically in Figure 2 panels (a) to (c).



**Figure 2 Illustrations of the interfacial regions in polymer-GO nanocomposites, and the effect upon the plateau modulus as measured with SANS and rheology.**

(a) A schematic illustration of the effect of the interface of a high aspect ratio nanoparticle, such as GO, upon the single chain conformation within a polymer melt.

(b) A schematic diagram showing that within the interfacial regions, the component of the polymer chain  $R_g$  normal to the surface is decreased, and this region is understood to extend approximately a distance of approximately one (bulk)  $R_g$  from the interface.

(c) The potential for entanglements between a confined chain and the adjoining bulk chains is reduced since the chain occupies a reduced volume, meaning fewer encroachments from neighbouring chains.

(d) Plateau moduli as a function of GO concentration for 234k-PMMA/GO composites (filled symbols) and 87k-PS/GO composites (open symbols), measured using oscillatory rheology (squares) and calculated from SANS (circles).

Brown and Russell<sup>26</sup> first considered the effect of the confining geometry of a flat, solid surface upon the polymer  $M_e$ . The total conformational volume pervaded by a Gaussian polymer chain<sup>11,26</sup> is given by

$$V_p = AR_g^3 = A'(M/m)^{3/2}a^3 \quad (4)$$

where  $M$  is the polymer molecular weight,  $m$  is the segment molecular weight and  $a$  is the segment size, while the chain occupies a hard-core volume of  $V_c = \left(\frac{M}{m}\right)a^3$ . The ratio  $V_p/V_c$  gives a measure of the overlap between neighbouring chains, and is set to a constant (with a typical value of 2, depending upon chain packing<sup>11</sup>, the original model for which was proposed by Lin<sup>27</sup> and validated for a broad range of systems including PS and PMMA by Fetters and coworkers<sup>28</sup>) as a definition of  $M_e$ . This ratio is given by

$$\frac{V_p}{V_c} = A'(M_e/m)^{1/2} = B \quad (5)$$

and leads to the relation

$$M_e = m(B/A')^2 \quad (6)$$

Brown and Russell<sup>26</sup> proposed that if the dimensions of the chain were approximately halved near to an interface (equivalent in the current notation to setting  $A' = 1/2$ ), this would produce a four-fold increase in  $M_e$ . The effect upon the plateau modulus in the case of an unfilled polymer melt follows *via* equation (3). Using  $R_g^3 = V_p/A$  as a measure of average polymer chain volume therefore allows us to track the perturbations to the polymer chain volume:

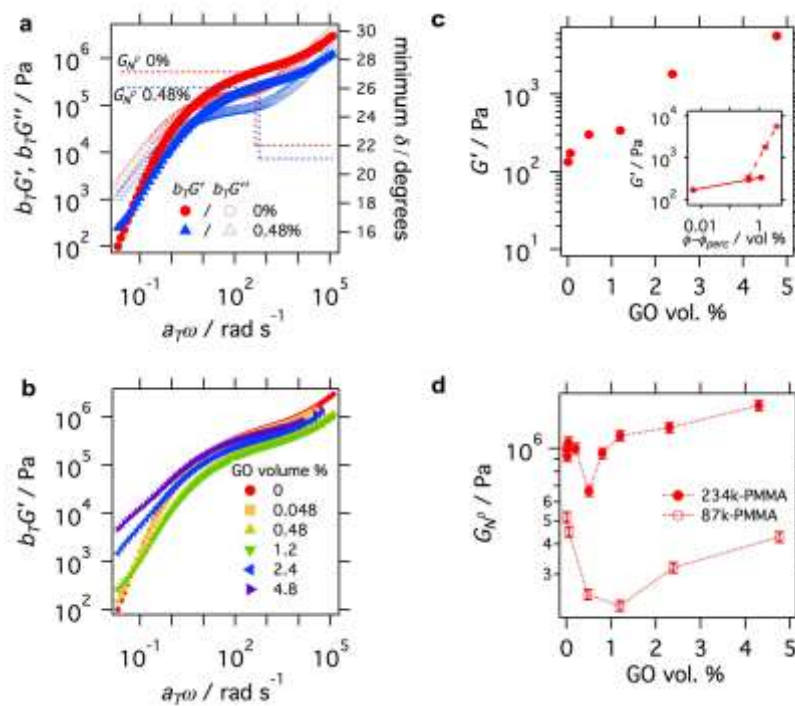
$$A'/A'_0 = R_g^3/R_{g,0}^3 \quad (7)$$

We therefore calculate a scaled plateau modulus  $G_{N,SANS}^0$  for the polymer network perturbed by the presence of GO *but not including the filler contribution*:

$$G_{N,SANS}^0(\phi) = G_{N,0}^0 \left( A'/A'_0 \right)^2 \quad (8)$$

where  $G_{N,0}^0$  is the corresponding rheological measure of the unfilled pure polymer, where equation (3) is valid. This calculated plateau modulus is compared with the measured rheological plateau modulus in Figure 2(d), and reproduces the key feature for the well-dispersed PMMA/GO composites of a depression up to 0.5 vol. % GO followed by recovery, with a correlation between  $G_{N,SANS}^0$  and  $G_N^0$ . The correlation (see Supporting Information) between  $G_{N,SANS}^0$  and  $G_N^0$  for the PMMA/GO nanocomposites shows that the distortions to the polymer matrix are consistent with confinement of melt chains at a solid interface. The rheological plateau modulus is therefore the sum of the calculated plateau modulus and a contribution from the interactions between the entanglement network and the filler. Such contributions to  $G_N^0$  may arise from contacts between the polymer network and the filler acting as temporary cross-links on the timescales probed, e.g. via transient pinning<sup>17</sup> or otherwise.

Rheology was carried out on additional composites of GO with PMMA (87 kDa). In Figure 3(a), the storage ( $G'$ ) and loss ( $G''$ ) moduli of pure 87k-PMMA and 87k-PMMA/0.48 % GO composite are shown as a function of frequency, shifted to a single temperature of 200°C using TTS theory<sup>20</sup>. Figure 3(b) shows  $G'$  in the terminal increasing with increasing concentration of GO within the composite. Figure 3(c) shows this change in  $G'$  as a function of GO concentration. Two regimes are apparent in the data that suggest a change in the quality of the



**Figure 3. Rheological characterizations of PMMA/GO nanocomposites.** (a)  $G'$  (solid symbols) and  $G''$  (open symbols) of pure 87k-PMMA and 87k-PMMA/0.48 vol% GO composite as a function of frequency. (b)  $G'$  across the full concentration range studied for PMMA composites, as a function of frequency. (a) and (b) subject to TTS at a reference temperature of 200°C. (c) Build up of  $G'$  with GO concentration at a fixed frequency of 0.02512 rad s<sup>-1</sup> at a temperature of 200°C for 87k- and 234k-PMMA composites. Inset shows application of a percolation model with  $G'$  as a function of the difference between GO volume % and percolation volume %. (d) The plateau modulus of the PMMA composites as a function of GO concentration..

dispersion of the GO between these two regions, such as aggregation of the GO. The plateau modulus as a function of GO concentration is seen in Figure 3(d). Such a non-monotonic trend in the plateau modulus of the polymer has also been observed by Liu et al.<sup>29</sup> for composites of ultra high molecular weight polyethylenes with reduced graphene oxide nanosheets (rGON) where the minimum was interpreted to correspond with the rGON concentration value that gave the most efficient dispersion, before aggregation effects began to reduce the surface area to volume ratio (hence reducing the available polymer-rGON interactions), and increase the storage modulus.

In summary, this study of polymer-graphene oxide nanocomposites demonstrates that distortion of the polymer chains, due to the interfacial confinement effect from the high aspect ratio GO, reduces the number of interchain entanglements as measured using bulk rheology. We demonstrate that just 0.5 % by volume of GO is enough to reduce the average chain dimensions in the bulk sample of poly(methyl methacrylate) by 12 %, which highlights the potential for polymer-2D nanocomposites to produce changes in material properties with extremely economical use of nanofiller material. The link between the structural picture of the polymer chain confined at the interface with the dynamical rheological response, *via* a simple scaling argument based on simple thin-film polymer physics applied to a bulk situation, significantly advances our understanding of the mechanisms by which entangled polymer melts may be strongly altered by the presence of small quantities of high aspect ratio nanoparticles.

EPSRC (UK) is acknowledged for supporting this work through grant reference number EP/K016784/1. STFC (UK) is acknowledged for provision of neutron scattering facilities through experiment number RB1410161. This work benefitted from SasView software, originally developed by the DANSE project under NSF award DMR-0520547. Professor Patrick Fairclough is acknowledged for use of equipment and for useful discussions. Dr. Adam Washington is acknowledged for assistance with SANS measurements. Professor Karen Winey is acknowledged for useful discussions.

## References.

- (1) Liu, F.; Ming, P.; Li, J. Ab Initio Calculation of Ideal Strength and Phonon Instability of Graphene under Tension. *Phys. Rev. B* **2007**, *76* (6), 064120.
- (2) Liang, J.; Huang, Y.; Zhang, L.; Wang, Y.; Ma, Y.; Guo, T.; Chen, Y. Molecular-Level Dispersion of Graphene into Poly(vinyl Alcohol) and Effective Reinforcement of Their Nanocomposites. *Adv. Funct. Mater.* **2009**, *19* (14), 2297–2302.
- (3) Zhao, X.; Zhang, Q.; Chen, D.; Lu, P. Enhanced Mechanical Properties of Graphene-Based Poly(vinyl Alcohol) Composites. *Macromolecules* **2010**, *43* (5), 2357–2363.
- (4) Tung, W.-S.; Bird, V.; Composto, R. J.; Clarke, N.; Winey, K. I. Polymer Chain Conformations in CNT/PS Nanocomposites from Small Angle Neutron Scattering. *Macromolecules* **2013**, *46* (13), 5345–5354.
- (5) Tuteja, A.; Duxbury, P. M.; Mackay, M. E. Polymer Chain Swelling Induced by Dispersed Nanoparticles. *Phys. Rev. Lett.* **2008**, *100* (7), 077801.
- (6) Zhang, Q.; Archer, L. A. Poly(ethylene oxide)/Silica Nanocomposites: Structure and Rheology. *Langmuir* **2002**, *18* (26), 10435–10442.
- (7) See Supporting Information.
- (8) Heenan, R. K.; Rogers, S. E.; Turner, D.; Terry, A. E.; Treadgold, J.; King, S. M. Small Angle Neutron Scattering Using Sans2d. *Neutron News* **2011**, *22* (2), 19–21.
- (9) Pedersen, J. S. *Neutrons, X-Rays and Light, Chapter: Modelling of Small-Angle Scattering Data from Colloids and Polymer Systems*; Elsevier Science, 2002.
- (10) Li, Y.; Wei, D.; Han, C. C.; Liao, Q. Dynamics of Polymer Melts Confined by

- Smooth Walls: Crossover from Nonentangled Region to Entangled Region. *J. Chem. Phys.* **2007**, *126* (20), 204907.
- (11) Si, L.; Massa, M. V.; Dalnoki-Veress, K.; Brown, H. R.; Jones, R. A. L. Chain Entanglement in Thin Freestanding Polymer Films. *Phys. Rev. Lett.* **2005**, *94* (12), 127801.
- (12) Sussman, D. M.; Tung, W.-S.; Winey, K. I.; Schweizer, K. S.; Riggleman, R. A. Entanglement Reduction and Anisotropic Chain and Primitive Path Conformations in Polymer Melts under Thin Film and Cylindrical Confinement. *Macromolecules* **2014**, *47* (18), 6462–6472.
- (13) Nusser, K.; Schneider, G. J.; Richter, D. Rheology and Anomalous Flow Properties of Poly(ethylene-Alt-propylene)–Silica Nanocomposites. *Macromolecules* **2013**, *46* (15), 6263–6272.
- (14) Schneider, G. J.; Nusser, K.; Willner, L.; Falus, P.; Richter, D. Dynamics of Entangled Chains in Polymer Nanocomposites. *Macromolecules* **2011**, *44* (15), 5857–5860.
- (15) Li, Y.; Kröger, M.; Liu, W. K. Nanoparticle Effect on the Dynamics of Polymer Chains and Their Entanglement Network. *Phys. Rev. Lett.* **2012**, *109* (11), 118001.
- (16) Crawford, M. K.; Smalley, R. J.; Cohen, G.; Hogan, B.; Wood, B.; Kumar, S. K.; Melnichenko, Y. B.; He, L.; Guise, W.; Hammouda, B. Chain Conformation in Polymer Nanocomposites with Uniformly Dispersed Nanoparticles. *Phys. Rev. Lett.* **2013**, *110* (19), 196001.
- (17) Ashkar, R.; Abdul Baki, M.; Tyagi, M.; Faraone, A.; Butler, P.; Krishnamoorti, R. Kinetic Polymer Arrest in Percolated SWNT Networks. *ACS Macro Lett.* **2014**, *3* (12), 1262–1265.
- (18) Bitsanis, I. A.; ten Brinke, G. A Lattice Monte Carlo Study of Long Chain Conformations at Solid–polymer Melt Interfaces. *J. Chem. Phys.* **1993**, *99* (4), 3100.
- (19) Stoller, M. D.; Park, S.; Zhu, Y.; An, J.; Ruoff, R. S. Graphene-Based Ultracapacitors. *Nano Lett.* **2008**, *8* (10), 3498–3502.
- (20) Williams, M. L.; Landel, R. F.; Ferry, J. D. The Temperature Dependence of Relaxation Mechanisms in Amorphous Polymers and Other Glass-Forming Liquids. *J. Am. Chem. Soc.* **1955**, *77* (14), 3701–3707.
- (21) Ramirez, J.; Likhtman, A. Reptate. Available from Reptate.com.
- (22) Du, F.; Scogna, R. C.; Zhou, W.; Brand, S.; Fischer, J. E.; Winey, K. I. Nanotube Networks in Polymer Nanocomposites: Rheology and Electrical Conductivity. *Macromolecules* **2004**, *37* (24), 9048–9055.
- (23) Kim, H.; Macosko, C. W. Morphology and Properties of Polyester/Exfoliated Graphite Nanocomposites. *Macromolecules* **2008**, *41* (9), 3317–3327.
- (24) Graessley, W. W. Some Phenomenological Consequences of the Doi-Edwards Theory of Viscoelasticity. *Journal of Polymer Science. Part A-2, Polymer Physics*. 1980, pp 27–34.
- (25) Likhtman, A. E.; McLeish, T. C. B. Quantitative Theory for Linear Dynamics of Linear Entangled Polymers. *Macromolecules* **2002**, *35* (16), 6332–6343.



- (26) Brown, H. R.; Russell, T. P. Entanglements at Polymer Surfaces and Interfaces. *Macromolecules* **1996**, *29* (2), 798–800.
- (27) Lin, Y.-H. Number of Entanglement Strands per Cubed Tube Diameter, a Fundamental Aspect of Topological Universality in Polymer Viscoelasticity. *Macromolecules* **1987**, *20*, 3080–3083.
- (28) Fetters, L. J.; Lohse, D. J.; Richter, T. D.; Witten, T. A.; Zirkelt, A. Connection between Polymer Molecular Weight, Density, Chain Dimensions, and Melt Viscoelastic Properties. *Macromolecules* **1994**, *27* (17), 4639–4647.
- (29) Liu, K.; Ronca, S.; Andablo-Reyes, E.; Forte, G.; Rastogi, S. Unique Rheological Response of Ultrahigh Molecular Weight Polyethylenes in the Presence of Reduced Graphene Oxide. *Macromolecules* **2014**, *48* (1), 131–139.

ToC Figure.

