

## Durham Research Online

---

### Deposited in DRO:

19 August 2016

### Version of attached file:

Published Version

### Peer-review status of attached file:

Peer-reviewed

### Citation for published item:

Segers, M. C. and Schaye, J. and Bower, R. G. and Crain, R. A. and Schaller, M. and Theuns, T. (2016) 'The origin of the -enhancement of massive galaxies.', *Monthly notices of the Royal Astronomical Society : letters.*, 461 (1). L102-L106.

### Further information on publisher's website:

<http://dx.doi.org/10.1093/mnrasl/slw111>

### Publisher's copyright statement:

This article has been published in *Monthly Notices of the Royal Astronomical Society: Letters* ©: 2016 The Authors  
Published by Oxford University Press on behalf of the Royal Astronomical Society. All rights reserved.

### Additional information:

## Use policy

---

The full-text may be used and/or reproduced, and given to third parties in any format or medium, without prior permission or charge, for personal research or study, educational, or not-for-profit purposes provided that:

- a full bibliographic reference is made to the original source
- a [link](#) is made to the metadata record in DRO
- the full-text is not changed in any way

The full-text must not be sold in any format or medium without the formal permission of the copyright holders.

Please consult the [full DRO policy](#) for further details.

# The origin of the $\alpha$ -enhancement of massive galaxies

Marijke C. Segers,<sup>1</sup>★ Joop Schaye,<sup>1</sup> Richard G. Bower,<sup>2</sup> Robert A. Crain,<sup>3</sup>  
Matthieu Schaller<sup>2</sup> and Tom Theuns<sup>2</sup>

<sup>1</sup>Leiden Observatory, Leiden University, PO Box 9513, NL-2300 RA Leiden, the Netherlands

<sup>2</sup>Institute for Computational Cosmology, Department of Physics, University of Durham, South Road, Durham DH1 3LE, UK

<sup>3</sup>Astrophysics Research Institute, Liverpool John Moores University, 146 Brownlow Hill, Liverpool L3 5RF, UK

Accepted 2016 May 25. Received 2016 May 19; in original form 2016 March 17

## ABSTRACT

We study the origin of the stellar  $\alpha$ -element-to-iron abundance ratio,  $[\alpha/\text{Fe}]_*$ , of present-day central galaxies, using cosmological, hydrodynamical simulations from the Evolution and Assembly of GaLaxies and their Environments (EAGLE) project. For galaxies with stellar masses of  $M_* > 10^{10.5} M_\odot$ ,  $[\alpha/\text{Fe}]_*$  increases with increasing galaxy stellar mass and age. These trends are in good agreement with observations of early-type galaxies, and are consistent with a ‘downsizing’ galaxy formation scenario: more massive galaxies have formed the bulk of their stars earlier and more rapidly, hence from an interstellar medium that was mostly  $\alpha$ -enriched by massive stars. In the absence of feedback from active galactic nuclei (AGNs), however,  $[\alpha/\text{Fe}]_*$  in  $M_* > 10^{10.5} M_\odot$  galaxies is roughly constant with stellar mass and decreases with mean stellar age, extending the trends found for lower mass galaxies in both simulations with and without AGN. We conclude that AGN feedback can account for the  $\alpha$ -enhancement of massive galaxies, as it suppresses their star formation, quenching more massive galaxies at earlier times, thereby preventing the iron from longer lived intermediate-mass stars (supernova Type Ia) from being incorporated into younger stars.

**Key words:** galaxies: abundances – galaxies: formation – galaxies: star formation.

## 1 INTRODUCTION

The elemental abundances of galaxies hold valuable information about their formation and evolution. Galaxies build up their stellar content from gas accreted from the intergalactic medium (IGM; e.g. Kereš et al. 2005; van de Voort et al. 2011) and by recycling the stellar mass released by evolved stellar populations (e.g. Kennicutt, Tamblyn & Congdon 1994; Leitner & Kravtsov 2011; Segers et al. 2016). While the former is predominantly metal-poor, stellar ejecta are intrinsically metal-rich. Stellar populations enrich the interstellar medium (ISM) by means of supernova (SN) explosions and winds from massive and asymptotic giant branch (AGB) stars, where the ejecta from each channel are characterized by a distinctive abundance pattern and are released into the ISM on different time-scales. However, IGM accretion dilutes the enriched ISM, and galactic outflows can remove enriched gas from the ISM, thereby altering its chemical content. Since stars retain the abundances of the ISM in which they were formed, the stellar abundances of galaxies represent a fossil record of their formation history.

In particular, core collapse SNe release mostly  $\alpha$ -elements, i.e. elements that are built from the progressive addition of He ( $\alpha$ ) particles – including O, Ne, Mg, and Si (e.g. Woosley & Weaver 1995).

In contrast, SN Type Ia ejecta, which are released with a temporal delay relative to core collapse SN ejecta, consist almost entirely of Fe (e.g. Thielemann et al. 2003). As a consequence, the O/Fe mass ratio in the ejecta of a simple stellar population generally decreases with time (see fig. 3 of Wiersma et al. 2009b: from 10 Myr to 10 Gyr, this ratio decreases by about 0.3 dex). The  $\alpha$ -element-to-iron abundance ratio (also referred to as  $\alpha$ -enhancement, when it is compared to the solar abundance ratio) has therefore been used extensively to study the formation history of local, mainly early-type, galaxies (e.g. Trager et al. 2000; Thomas et al. 2010; Johansson, Thomas & Maraston 2012; Conroy, Graves & van Dokkum 2014). A common finding of these studies is that the  $\alpha$ -enhancement increases with increasing galaxy stellar mass or velocity dispersion, which is generally interpreted as evidence for galactic ‘downsizing’. In this galaxy formation scenario, massive galaxies form the bulk of their stars earlier and over a shorter period of time than low-mass galaxies (e.g. Cowie et al. 1996; Neistein, van den Bosch & Dekel 2006), which is reflected by their chemical content: due to their short formation time-scales, their stars are primarily enriched in  $\alpha$ -elements, released by massive stars on short time-scales. The crucial element in the downsizing scenario is a mechanism that efficiently quenches star formation in massive galaxies, and in such a way that more massive galaxies are quenched at earlier times. An obvious candidate is the energy feedback from active galactic nuclei (AGNs; e.g. Di Matteo, Springel & Hernquist 2005).

\* E-mail: [segers@strw.leidenuniv.nl](mailto:segers@strw.leidenuniv.nl)

In this Letter, we use simulations from the Evolution and Assembly of Galaxies and their Environments (EAGLE) project (Crain et al. 2015; Schaye et al. 2015, hereafter S15) to study the relation of stellar  $\alpha$ -enhancement with galaxy stellar mass and age of central galaxies at  $z = 0$ , and investigate the role played by AGN feedback in reproducing the trends observed for massive, early-type galaxies. The fiducial EAGLE ‘reference’ model reproduces key observational galaxy properties such as the evolution of the galaxy stellar mass function (Furlong et al. 2015b), the sizes of active and passive galaxies and their evolution (Furlong et al. 2015a), and the distribution of galaxies in the colour–magnitude diagram (Trayford et al. 2015). The present-day mass–metallicity relation is reproduced over the mass range of interest here ( $M_* \gtrsim 10^{10} M_\odot$ ; S15) [and higher resolution EAGLE simulations of smaller volumes extend this agreement to lower masses; S15]. In addition to the reference model, we use a model variation in which AGN feedback has been turned off to isolate its effect on galaxy  $\alpha$ -enhancement. In Section 2, we describe the simulation set-up and implemented subgrid physics. In Section 3, we present galaxy  $\alpha$ -enhancement as a function of stellar mass and age, and show that AGN feedback is responsible for the trends that are also observed for massive, early-type galaxies. We give our conclusions in Section 4.

## 2 SIMULATIONS

The EAGLE simulations were run with a modified version of the smoothed particle hydrodynamics (SPH) code GADGET3 (last described by Springel 2005). Changes include the use of a pressure-entropy formulation of SPH (Hopkins 2013; see also Schaller et al. 2015) and the time-step limiter of Durier & Dalla Vecchia (2012). The simulations adopt a  $\Lambda$  cold dark matter cosmology with parameters taken from Planck Collaboration XVI (2014):  $[\Omega_m, \Omega_b, \Omega_\Lambda, \sigma_8, n_s, h] = [0.307, 0.04825, 0.693, 0.8288, 0.9611, 0.6777]$ .

To investigate the effect of AGN feedback on galaxy  $\alpha$ -enhancement, we compare the results from two simulations: the EAGLE reference model (denoted by *Ref* in S15) and a model for which the AGN feedback subgrid implementation has been turned off, while keeping all the other subgrid parameters the same (*NoAGN*). These were run in periodic volumes of size  $L = 50$  comoving Mpc, containing  $N = 752^3$  dark matter particles with mass  $m_{\text{dm}} = 9.7 \times 10^6 M_\odot$  and an equal number of baryonic particles with initial mass  $m_b = 1.8 \times 10^6 M_\odot$ . The gravitational softening length is set to 2.66 comoving kpc and limited to a maximum of 0.7 proper kpc at low redshift. In addition, since we are primarily concerned with high-mass ( $M_* > 10^{10} M_\odot$ ) galaxies, we also use the  $L = 100$  Mpc,  $N = 1504^3$  (hence identical mass resolution and softening length) simulation of the reference model to improve the sampling of the massive galaxy population.

The simulations include a number of subgrid models for physical processes that originate on unresolved scales. These include star formation, which is modelled with a metallicity-dependent threshold (Schaye 2004) and a pressure-dependent star formation law that reproduces the Kennicutt–Schmidt relation (Schaye & Dalla Vecchia 2008). Star particles represent stellar populations of a single age, with their mass (distributed according to the Chabrier 2003 initial mass function; IMF) and metallicity inherited from their progenitor gas particles. The simulations follow the abundances of 11 elements (including O and Fe) as they are gradually released into the ISM according to the prescriptions of Wiersma et al. (2009b). These abundances are used to calculate the rates of radiative cooling and heating (Wiersma, Schaye & Smith 2009a). For each star particle, the rate of SN Type Ia per unit stellar mass is  $\nu e^{-t/\tau}$ , where

$t$  is the stellar age, and the parameters  $\tau = 2$  Gyr and  $\nu = 2 \times 10^{-3} M_\odot^{-1}$  were chosen to reproduce the evolution of the observed SN Type Ia rate density (S15).

The reference model includes a prescription for the growth of black holes (BHs), which increase their mass via mergers and gas accretion, where the accretion rate depends on the angular momentum of the gas (Rosas-Guevara et al. 2015; S15). Energy feedback from star formation and AGN (the latter is omitted in the *NoAGN* model) is implemented by stochastically heating gas particles surrounding newly formed star particles and BH particles, respectively (Dalla Vecchia & Schaye 2012), so that galactic winds develop naturally without turning off the radiative cooling or hydrodynamics. The subgrid parameters governing the efficiencies of stellar and AGN feedback have been calibrated to reproduce the observed present-day galaxy stellar mass function and the relation between stellar mass and BH mass, with the additional constraint that the sizes of galaxies must be reasonable (S15; Crain et al. 2015).

Halos are identified using the Friends-of-Friends and SUBFIND algorithms (Dolag et al. 2009). In this work, we are only concerned with ‘central’ galaxies, which are the galaxies residing at the minimum of the halo potentials. Following S15, we use a spherical aperture of radius 30 kpc to calculate galaxy properties.

We adopt the usual definition of the stellar abundance ratio,

$$\left[ \frac{\text{O}}{\text{Fe}} \right]_* = \log_{10} \left( \frac{X^{\text{O}}}{X^{\text{Fe}}} \right) - \log_{10} \left( \frac{X_{\odot}^{\text{O}}}{X_{\odot}^{\text{Fe}}} \right), \quad (1)$$

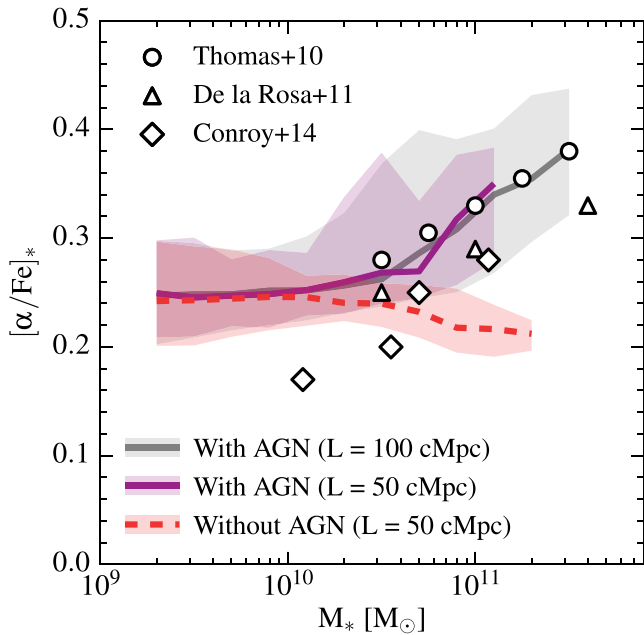
where in our case  $X^x = \Sigma_i m_i^x / \Sigma_i m_i$  is the galaxy stellar mass fraction in element  $x$ , with  $m_i^{\text{O}}$  and  $m_i$  being the oxygen and total particle masses, respectively.  $X_{\odot}^{\text{O}}/X_{\odot}^{\text{Fe}} = 4.44$  is the solar abundance ratio (Asplund et al. 2009). Throughout this work, we will use  $[\text{O}/\text{Fe}]_*$  as a proxy for  $[\alpha/\text{Fe}]_*$  in EAGLE, as oxygen dominates the mass fraction of  $\alpha$ -elements.

## 3 RESULTS

To investigate the effect of AGN feedback on the stellar  $\alpha$ -enhancement of galaxies, we first show the impact on the trend with stellar mass. Then, since  $\alpha$ -enhancement is often used as a proxy for galaxy age (see e.g. Renzini 2006 for a review), we explore the impact of AGN feedback on the relation between  $[\alpha/\text{Fe}]_*$  and age.

### 3.1 Relation with stellar mass

Fig. 1 shows the stellar  $\alpha$ -enhancement,  $[\alpha/\text{Fe}]_*$  (represented by  $[\text{O}/\text{Fe}]_*$ ), as a function of galaxy stellar mass, comparing EAGLE simulations with and without AGN feedback. As we showed previously (Segers et al. 2016), in the EAGLE reference simulation  $[\alpha/\text{Fe}]_*$  is  $\sim 0.25$  for  $M_* \lesssim 10^{10.5} M_\odot$  and increases with stellar mass for  $M_* \gtrsim 10^{10.5} M_\odot$ , in excellent agreement with the observed  $[\alpha/\text{Fe}]_* - M_*$  relation for early-type galaxies reported by Thomas et al. (2010). This trend is also in qualitative agreement with the observations from de La Rosa et al. (2011) and Conroy et al. (2014). For the latter, we only include their measurements at  $M_* > 10^{10} M_\odot$ , where EAGLE galaxies are predominantly early type (S15; Trayford et al. 2015). The relation between  $[\alpha/\text{Fe}]_*$  and stellar velocity dispersion,  $\sigma_*$ , matches the observations equally well. We show the relation with stellar mass here, since the simulation includes late-type galaxies for which rotation may influence the velocity dispersion. In addition, we explore the effect of calculating  $[\alpha/\text{Fe}]_*$  as a luminosity-weighted average, using the  $r$ -band



**Figure 1.** The effect of AGN feedback on the  $\alpha$ -element-to-iron abundance ratio as a function of galaxy stellar mass for present-day central galaxies. The curves show the median  $[\alpha/\text{Fe}]_*$  (represented by  $[\text{O}/\text{Fe}]_*$ ) in logarithmic mass bins of size 0.2 dex, as predicted by the simulations with and without AGN feedback. The shaded regions mark the 10th to 90th percentile range. We only show bins containing at least 10 galaxies and corresponding to a stellar mass of at least  $1000$  particles. In the fiducial model,  $[\alpha/\text{Fe}]_*$  increases with mass for  $M_* \gtrsim 10^{10.5} M_\odot$ , in excellent agreement with the observations from Thomas et al. (2010), and in qualitative agreement with those of de La Rosa et al. (2011) and Conroy et al. (2014, all converted to a solar abundance ratio of  $X_\odot^{\text{O}}/X_\odot^{\text{Fe}} = 4.44$ ). In the model without AGN feedback, however,  $[\alpha/\text{Fe}]_*$  is roughly constant over the whole mass range.

luminosities of EAGLE star particles as computed by Trayford et al. (2015), and in the absence of dust, instead of a ratio of mass fractions [equation (1)]. We find that the difference is marginal, typically within  $\pm 0.05$  dex, and that it leaves the high-mass end slope unchanged.

We note that the normalization of the simulated relation is uncertain by a factor of  $\sim 2$  due to uncertainties in the nucleosynthetic yields and SN Type Ia rate (Wiersma et al. 2009b), while the normalization of the observed relations varies as a result of uncertainties in the stellar population modelling. The systematic uncertainty in the observed  $[\alpha/\text{Fe}]_*$  is typically estimated to be  $\sim 0.05$ – $0.1$  dex (Thomas et al. 2010; de La Rosa et al. 2011; Johansson et al. 2012; Conroy et al. 2014).

The reference model ran in the smaller volume ( $L = 50$  Mpc) yields results consistent with the  $L = 100$  Mpc simulation. Comparing this model to the one without AGN feedback, we find that in the absence of AGN feedback,  $[\alpha/\text{Fe}]_*$  does not increase with stellar mass. The relation in fact exhibits a mildly negative gradient. From this, we infer that feedback from AGN, becoming effective at  $M_* \sim 10^{10.5} M_\odot$ , is responsible for the  $\alpha$ -enhancement of present-day massive galaxies. It suppresses star formation in the progenitor galaxies, when these progenitors and their central BHs have grown massive enough for AGN feedback to be efficient, which happens earlier for more massive galaxies. Hence, since most stars formed before AGN feedback became active, these galaxies have earlier and shorter formation times, which naturally lead to enhanced enrichment of the stellar phase by ejecta from short-lived massive stars. In the absence of this quenching mechanism, late star formation is

not suppressed efficiently enough to prevent the incorporation of iron from longer lived intermediate-mass stars (mainly SN Type Ia) into secondary generations of stars. Considering the time-scale on which the Fe from SN Type Ia is released, we infer that AGN must significantly suppress star formation within  $\lesssim 1$  Gyr.

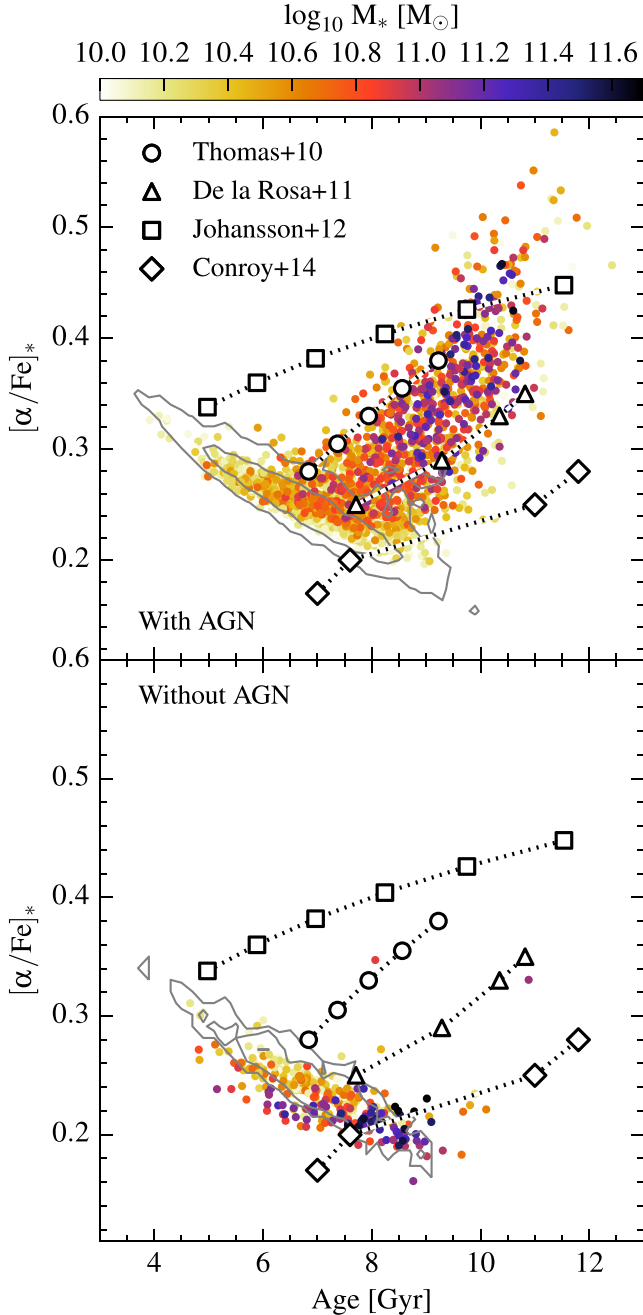
Reproducing the observed relation between  $[\alpha/\text{Fe}]_*$  and stellar mass (or, equivalently, stellar velocity dispersion) for early-type galaxies has been a problem for many models of galaxy formation (e.g. Nagashima et al. 2005; Pipino et al. 2009), although recently a few semi-analytic models have been more successful (Arrigoni et al. 2010; Yates et al. 2013). While it has been argued that a variable IMF is necessary to reproduce the observed trend (Calura & Menci 2009; Gargiulo et al. 2015), our results and those of Yates et al. (2013) show that this can also be achieved with a universal Chabrier IMF. Our model comparison shows that the inclusion of AGN feedback is sufficient to generate a sufficiently steep  $[\alpha/\text{Fe}]_*$ – $M_*$  relation. The effect of AGN feedback on this relation has been demonstrated before, by Calura & Menci (2011) using a semi-analytic model that broadly reproduces the observed  $[\alpha/\text{Fe}]_*$ – $\sigma$  relation, if both AGN feedback and interaction triggered starbursts are included. Furthermore, using low-resolution hydrodynamical simulations, Taylor & Kobayashi (2015) find an effect on two example galaxies that is in qualitative agreement with our results. However, in contrast to this work, the effect on the overall (massive) galaxy population is small, and their implementation of AGN feedback does not reproduce the observed trend.

### 3.2 Relation with stellar age

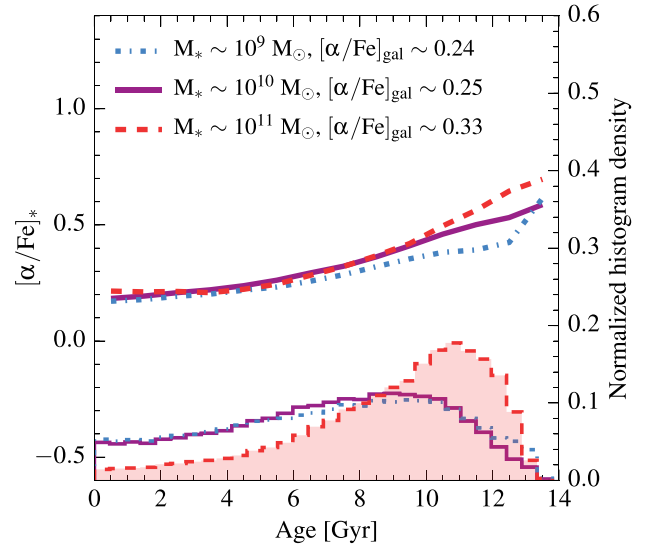
If AGN feedback is the mechanism that quenches star formation in galaxies, turning off AGN feedback should affect the ages of galaxies. Before comparing models with and without AGN feedback, we first show in the top panel of Fig. 2 the relation between  $[\alpha/\text{Fe}]_*$  and age for the  $L = 100$  Mpc reference simulation. Here, ‘age’ refers to the average stellar age, weighted by the initial mass of the stellar population (star particle), i.e. the mass at the time it was formed. Galaxies with  $M_* \geq 10^{10} M_\odot$  are shown as filled circles, where the colour indicates their stellar mass. Galaxies with  $1.8 \times 10^9 M_\odot < M_* < 10^{10} M_\odot$  are shown as grey contours depicting the 68th and 95th percentiles of the distribution.

The two mass regimes show opposite trends. For  $M_* < 10^{10} M_\odot$ , galaxies of increasing mean stellar age have lower  $[\alpha/\text{Fe}]_*$ . These galaxies are still forming stars from gas that becomes increasingly Fe-enriched by SN Type Ia as time progresses. Therefore, the oldest galaxies, which have had the longest time to enrich their ISM and stars with Fe, have the lowest  $[\alpha/\text{Fe}]_*$ . Note that the negative trend between  $[\alpha/\text{Fe}]_*$  and mean stellar age for low-mass galaxies, as well as the positive trend for high-mass galaxies, is consistent with a positive correlation between age and  $[\alpha/\text{Fe}]_*$  for individual stars within a galaxy. This is shown in Fig. 3 for galaxies with  $M_*/M_\odot \sim 10^9, 10^{10}, 10^{11}$  from the  $L = 100$  Mpc reference simulation. Star particles that were formed earlier, have higher  $[\alpha/\text{Fe}]_*$ , since the ISM at their formation time was less enriched by SN Type Ia than at later times. The trends in Fig. 3, which are similar for all three galaxy mass bins, agree qualitatively with observations of stellar populations in the Milky Way (e.g. Haywood et al. 2013; Ramírez, Allende Prieto & Lambert 2013). It is the distribution of the star particle ages, which are shown as histograms at the bottom of Fig. 3, which causes the median galactic  $[\alpha/\text{Fe}]_*$  of  $M_* \sim 10^{11} M_\odot$  galaxies to be enhanced with respect to those of the less massive galaxies.

Galaxies with  $M_* \geq 10^{10} M_\odot$  (coloured circles in Fig. 2) show a transition from  $[\alpha/\text{Fe}]_*$  decreasing with age ( $M_* \lesssim 10^{10.5} M_\odot$ )



**Figure 2.** The effect of AGN feedback on the relation between  $[\alpha/\text{Fe}]_*$  and mass-weighted mean stellar age. The top and bottom panels show the results from the simulations with ( $L = 100$  Mpc) and without ( $L = 50$  Mpc) AGN feedback, respectively. Galaxies with  $M_* \geq 10^{10} M_\odot$  are shown as filled circles, coloured by their stellar mass, while the distribution for  $1.8 \times 10^9 M_\odot < M_* < 10^{10} M_\odot$  galaxies is shown as grey contours enclosing the 68th and 95th percentiles. There are fewer objects in the bottom panel due to the smaller simulation volume. In both models, galaxies with  $M_* \lesssim 10^{10.5} M_\odot$  have lower  $[\alpha/\text{Fe}]_*$  with increasing age, since they are increasingly enriching their ISM and stars with Fe as they continue to form stars. In contrast, because star formation in galaxies with  $M_* \gtrsim 10^{10.5} M_\odot$  is quenched, they are less Fe-enriched when they are older, in qualitative agreement with observations of early-type galaxies (Thomas et al. 2010; de La Rosa et al. 2011; Johansson et al. 2012; Conroy et al. 2014, all converted to a solar abundance ratio of  $X_{\text{O}}^{\text{O}}/X_{\text{Fe}}^{\text{Fe}} = 4.44$ ). In the absence of AGN feedback, however, the  $M_* \gtrsim 10^{10.5} M_\odot$  galaxies follow the trend of the lower mass galaxies, decreasing their  $[\alpha/\text{Fe}]_*$  with time as they continue to form stars.



**Figure 3.** The relation between  $[\alpha/\text{Fe}]_*$  and age for individual star particles in galaxies with stellar masses of  $M_*/M_\odot \sim 10^9, 10^{10}, 10^{11}$ , selected from the  $L = 100$  Mpc reference simulation. The 0.1 dex galaxy mass bins contain 748, 300, 92 galaxies, respectively. The upper curves show, for all the star particles in the galaxies of the respective mass bin, the median  $[\alpha/\text{Fe}]_*$  in each  $\Delta\text{Age} = 1$  Gyr bin with at least 10 particles, while the (normalized) histograms at the bottom show the distributions of star particle ages, weighted by their current mass. While the relation between  $[\alpha/\text{Fe}]_*$  and age of individual star particles is similar for all three galaxy mass bins, the different age distributions lead to different values of the galactic  $[\alpha/\text{Fe}]_*$ .

to  $[\alpha/\text{Fe}]_*$  increasing with age ( $M_* \gtrsim 10^{10.5} M_\odot$ ). The latter trend is consistent with the downsizing scenario for early-type galaxies, in which older galaxies have formed the bulk of their stars from a less Fe-enriched ISM, before their star formation was quenched (as illustrated by the  $M_* \sim 10^{11} M_\odot$  galaxies in Fig. 3). The colour coding in Fig. 2 indicates that more massive galaxies typically have higher ages and higher  $[\alpha/\text{Fe}]_*$  ratios, consistent with Fig. 1.

For early-type galaxies, there are a number of observational studies on ages and abundance ratios to compare with. The black symbols in Fig. 2 show the observed  $[\alpha/\text{Fe}]_*$  (or  $[\text{O}/\text{Fe}]_*$ ) as a function of luminosity-weighted stellar age from Thomas et al. (2010) and Conroy et al. (2014), and  $[\alpha/\text{Fe}]_*$  as a function of mass-weighted stellar age from de La Rosa et al. (2011). These correspond to the same mass bins as in Fig. 1. We also show the observed relation between  $[\text{O}/\text{Fe}]_*$  and luminosity-weighted age from Johansson et al. (2012), by evaluating their best-fitting relations at six stellar velocity dispersions between  $10^{1.9}$  and  $10^{2.4} \text{ km s}^{-1}$  (spaced by 0.1 dex). Note that the systematic offsets between the different observed relations is large. In addition to uncertainties in the stellar population modelling (systematic uncertainties in the stellar age are typically estimated to be  $\sim 0.1$ – $0.2$  dex), this may be due to the size of the aperture used, and the fact that luminosity-weighted ages are typically lower than mass-weighted ages, as young stars generally dominate the population luminosity (e.g. Trager & Somerville 2009). Comparing the observed relations to the relation predicted by EAGLE, we see that they all agree qualitatively on the positive correlation between  $[\alpha/\text{Fe}]_*$  and age, as shown by the  $M_* \gtrsim 10^{10.5} M_\odot$  EAGLE galaxies (which are predominantly early-type galaxies). Weighting the average stellar ages in EAGLE by the  $r$ -band luminosity of the star particles (instead of

their mass) yields ages that are lower by  $\sim 1$ – $2$  Gyr. However, this does not have a significant impact on the slopes of the two galaxy populations.

To illustrate the effect of AGN feedback on the ages of galaxies, we show in the bottom panel of Fig. 2 the relation between  $[\alpha/\text{Fe}]_*$  and age for the  $L = 50$  Mpc simulation without AGN feedback. While the two models agree for  $M_* \lesssim 10^{10.5} M_\odot$ , the increase in  $[\alpha/\text{Fe}]_*$  with age for  $M_* \gtrsim 10^{10.5} M_\odot$  galaxies in the reference model is absent in the model without AGN feedback. Instead, the high-mass galaxies also show an inverted  $[\alpha/\text{Fe}]_*$ –age relation, with a slope and normalization similar to that of the low-mass population.

#### 4 CONCLUSIONS

We have investigated the effect of AGN feedback on the stellar  $\alpha$ -enhancement of present-day central galaxies, using cosmological simulations from the EAGLE project. We compared results from the EAGLE fiducial model, which includes energy feedback from AGN, to results from a model without AGN feedback. We found that in the presence of AGN feedback, the  $[\alpha/\text{Fe}]_*$  of  $M_* \gtrsim 10^{10.5} M_\odot$  galaxies increases with both increasing galaxy stellar mass and age. These trends are in good agreement with observations of early-type galaxies, and are consistent with galactic downsizing: the earlier and more rapid formation time-scales of massive galaxies result in higher  $[\alpha/\text{Fe}]_*$ , as the bulk of their stars was formed from a mostly  $\alpha$ -enriched ISM, before their star formation was quenched significantly. In the model without AGN feedback, however,  $[\alpha/\text{Fe}]_*$  of galaxies is insensitive to stellar mass and decreases with increasing mean stellar age, following the relation found for  $M_* \lesssim 10^{10.5} M_\odot$  galaxies, also by the model that includes AGN feedback. In the absence of a quenching mechanism, galaxies continue to form stars from an increasingly Fe-enriched ISM, decreasing their  $[\alpha/\text{Fe}]_*$  as they age. Consistent with earlier suggestions by Calura & Menci (2011) and Taylor & Kobayashi (2015), we conclude – for the first time using cosmological, hydrodynamical simulations that successfully reproduce the relations observed for early-type galaxies – that star formation quenching by AGN feedback can account for the  $\alpha$ -enhancement of massive galaxies.

#### ACKNOWLEDGEMENTS

This work used the DiRAC Data Centric system at Durham University, operated by the Institute for Computational Cosmology on behalf of the STFC DiRAC HPC Facility ([www.dirac.ac.uk](http://www.dirac.ac.uk)). This equipment was funded by BIS National E-infrastructure capital grant ST/K00042X/1, STFC capital grant ST/H008519/1, and STFC DiRAC Operations grant ST/K003267/1 and Durham University. DiRAC is part of the National E-Infrastructure. We also acknowledge PRACE for access to the resource Curie at Trés Grand Centre de Calcul. This work received financial support from the European Research Council under the European Union’s Seventh Framework Programme (FP7/2007-2013)/ERC Grant agreement 278594-GasAroundGalaxies, from the UK STFC (grant numbers ST/F001166/1 and ST/I000976/1), and from the Belgian Science Policy Office ([AP P7/08 CHARM]). RAC is a Royal Society University Research Fellow.

#### REFERENCES

- Arrigoni M., Trager S. C., Somerville R. S., Gibson B. K., 2010, *MNRAS*, 402, 173
- Asplund M., Grevesse N., Sauval A. J., Scott P., 2009, *ARA&A*, 47, 481
- Calura F., Menci N., 2009, *MNRAS*, 400, 1347
- Calura F., Menci N., 2011, *MNRAS*, 413, L1
- Chabrier G., 2003, *PASP*, 115, 763
- Conroy C., Graves G. J., van Dokkum P. G., 2014, *ApJ*, 780, 33
- Cowie L. L., Songaila A., Hu E. M., Cohen J. G., 1996, *AJ*, 112, 839
- Crain R. A. et al., 2015, *MNRAS*, 450, 1937
- Dalla Vecchia C., Schaye J., 2012, *MNRAS*, 426, 140
- de La Rosa I. G., La Barbera F., Ferreras I., de Carvalho R. R., 2011, *MNRAS*, 418, L74
- Di Matteo T., Springel V., Hernquist L., 2005, *Nature*, 433, 604
- Dolag K., Borgani S., Murante G., Springel V., 2009, *MNRAS*, 399, 497
- Durier F., Dalla Vecchia C., 2012, *MNRAS*, 419, 465
- Furlong M. et al., 2015a, preprint ([arXiv:1510.05645](https://arxiv.org/abs/1510.05645))
- Furlong M. et al., 2015b, *MNRAS*, 450, 4486
- Gargiulo I. D. et al., 2015, *MNRAS*, 446, 3820
- Haywood M., Di Matteo P., Lehnert M. D., Katz D., Gómez A., 2013, *A&A*, 560, A109
- Hopkins P. F., 2013, *MNRAS*, 428, 2840
- Johansson J., Thomas D., Maraston C., 2012, *MNRAS*, 421, 1908
- Kennicutt R. C., Jr, Tamblyn P., Congdon C. E., 1994, *ApJ*, 435, 22
- Kereš D., Katz N., Weinberg D. H., Davé R., 2005, *MNRAS*, 363, 2
- Leitner S. N., Kravtsov A. V., 2011, *ApJ*, 734, 48
- Nagashima M., Lacey C. G., Okamoto T., Baugh C. M., Frenk C. S., Cole S., 2005, *MNRAS*, 363, L31
- Neistein E., van den Bosch F. C., Dekel A., 2006, *MNRAS*, 372, 933
- Pipino A., Devriendt J. E. G., Thomas D., Silk J., Kaviraj S., 2009, *A&A*, 505, 1075
- Planck Collaboration XVI, 2014, *A&A*, 571, A16
- Ramírez I., Allende Prieto C., Lambert D. L., 2013, *ApJ*, 764, 78
- Renzini A., 2006, *ARA&A*, 44, 141
- Rosas-Guevara Y. M. et al., 2015, *MNRAS*, 454, 1038
- Schaller M., Dalla Vecchia C., Schaye J., Bower R. G., Theuns T., Crain R. A., Furlong M., McCarthy I. G., 2015, *MNRAS*, 454, 2277
- Schaye J., 2004, *ApJ*, 609, 667
- Schaye J., Dalla Vecchia C., 2008, *MNRAS*, 383, 1210
- Schaye J. et al., 2015, *MNRAS*, 446, 521 (S15)
- Segers M. C., Crain R. A., Schaye J., Bower R. G., Furlong M., Schaller M., Theuns T., 2016, *MNRAS*, 456, 1235
- Springel V., 2005, *MNRAS*, 364, 1105
- Taylor P., Kobayashi C., 2015, *MNRAS*, 448, 1835
- Thielemann F.-K. et al., 2003, in Hillebrandt W., Leibundgut B., eds, *From Twilight to Highlight: The Physics of Supernovae*. Springer-Verlag, Berlin, p. 331
- Thomas D., Maraston C., Schawinski K., Sarzi M., Silk J., 2010, *MNRAS*, 404, 1775
- Trager S. C., Somerville R. S., 2009, *MNRAS*, 395, 608
- Trager S. C., Faber S. M., Worthey G., González J. J., 2000, *AJ*, 120, 165
- Trayford J. W. et al., 2015, *MNRAS*, 452, 2879
- van de Voort F., Schaye J., Booth C. M., Haas M. R., Dalla Vecchia C., 2011, *MNRAS*, 414, 2458
- Wiersma R. P. C., Schaye J., Smith B. D., 2009a, *MNRAS*, 393, 99
- Wiersma R. P. C., Schaye J., Theuns T., Dalla Vecchia C., Tornatore L., 2009b, *MNRAS*, 399, 574
- Woolsey S. E., Weaver T. A., 1995, *ApJS*, 101, 181
- Yates R. M., Henriques B., Thomas P. A., Kauffmann G., Johansson J., White S. D. M., 2013, *MNRAS*, 435, 3500

This paper has been typeset from a  $\text{\TeX}/\text{\LaTeX}$  file prepared by the author.